5 é / Descriptions

SOD-323 .> / / x J´ ! - } 8 â 'ož

Silicon Diode in a SOD-323 Plastic Package.

¤ ª / Features

• ¼ , † ½ož —)í D }ož

Fast switching diodes. HF Product.

Ð ÷ / Applications

9 4 ' Z Ô òož

Small signal diode.

Ã W] Ô · / Equivalent Circuit

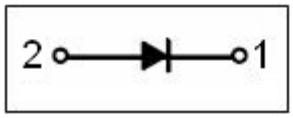

• Û - æ / Pinning



PIN1:Cathode PIN2:Anode

Z Ü B , M V / h_{FE} Classifications & Marking

Marking	HA2

@ ƒ Parameter	… Z Symbol	ƒ › Rating	% y Unit
Reverse Voltage	V_R	75	V
Peak Reverse Voltage	V_{RM}	100	V
Average Rectified Output Current	I_O	150	mA
Forward Continuous Current	I_{FM}	300	mA
Non-Repetitive Peak Forward Surge Current	I_{FSM} Ät=1.0 s Å	2.0	A
	I_{FSM} Ät=1.0s Å	1.0	A
Power Dissipation	P_{tot}	200	mW
Junction Temperature	T_j	150	
Storage Temperature Range	T_{stg}	-55 150	
Thermal Resistance Junction to Ambient Air	R JA	625	/W

@ ƒ Parameter	… Z Symbol	y ¡ Ú ^ Test Conditions	Â 4 › Min	Á º › Typ	Â Ý › Max	% y Unit
Forward Voltage	V_F	I_F=10mA			1.0	V
Instantaneous Reverse Current	I_R	V_R=20V			25	nA
		V_R=75V			5	A
		V_R=20V T_j=150			50	A
Capacitance	C_{tot}	V_F=V_R=0V			4	pF
Reverse Recovery Time	t_{rr}	I_F=10mA V_R=6.0V I_R=1mA R_L=100			4	ns
Voltage Rise when Switching On tested	V_{fr}	tp=0.1 s fp=5to100kHz Time<30ns			2.5	V
Total Capacitance	C_T	V_R=0 f=1.0MHz			2.0	pF

Ô ? d • Ž ¢ / Electrical Characteristic Curve

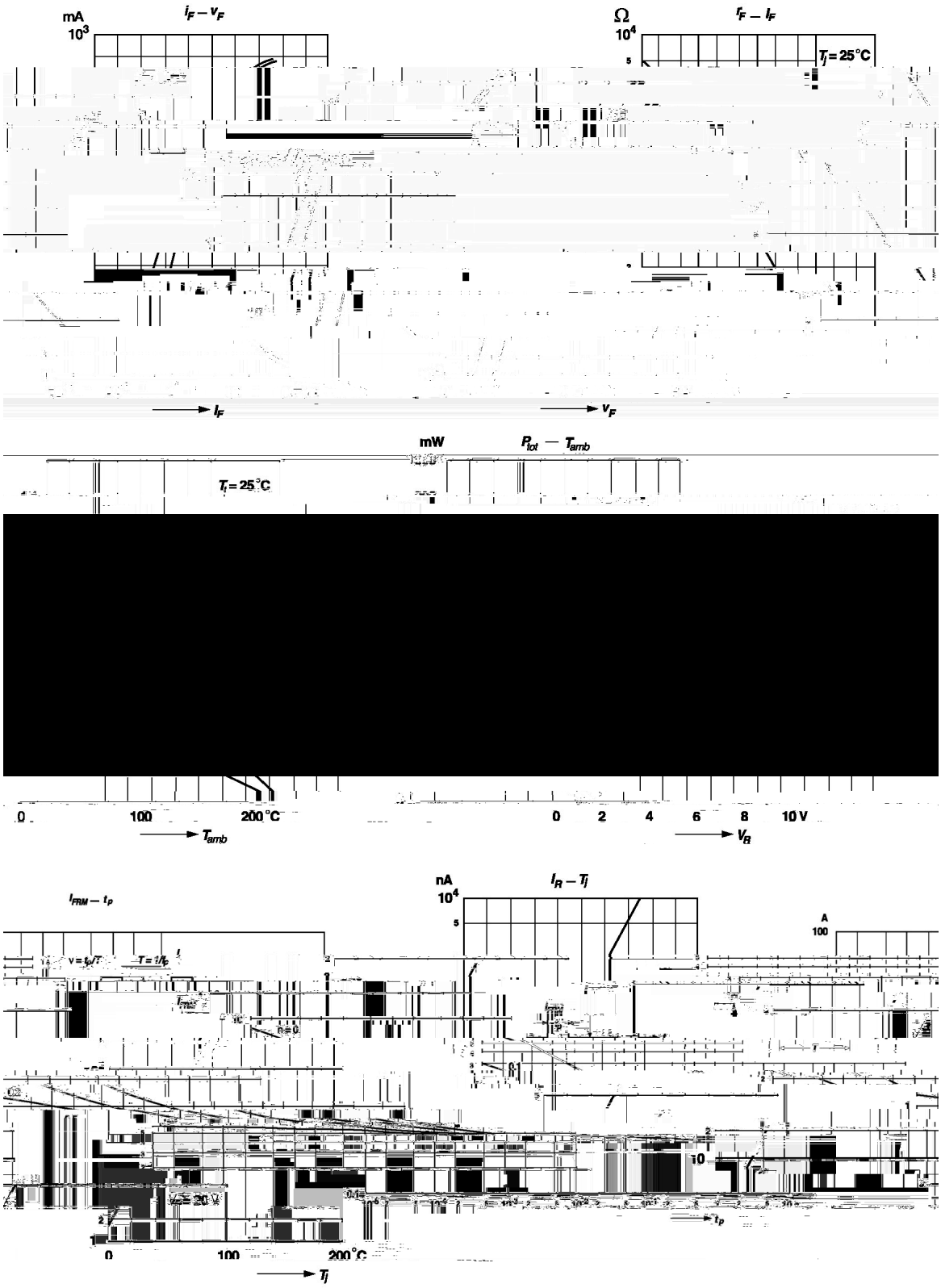

Ø ¤ =) ¢ / Package Dimensions



, M y ƒ / Marking Instructions

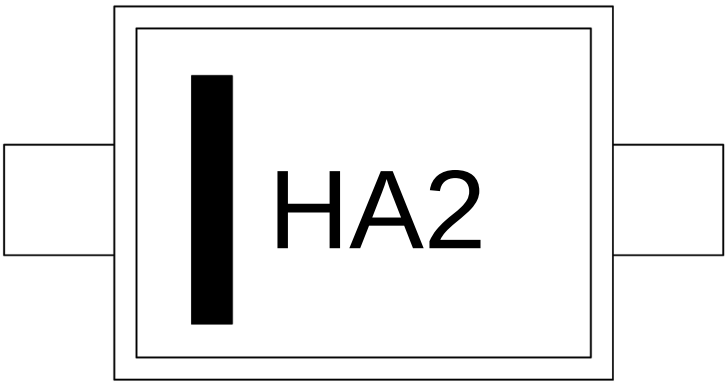

ª ¢ y

. y ¸ [W A

' y º Z W A

Note:

H: Company Code.

A2: Product Type.