5 é / Descriptions

SOD-323 .> / / x J´ ! - } 8 â 'ož
Silicon Diode in a SOD-323 Plastic Package.

¤ª / Features

• ¼ , † ½ož —)í D }ož
Fast switching diodes. HF Product.

Ð ÷ / Applications

9 • ¼ èož
Switching diodes.

Ã W] Ô · / Equivalent Circuit

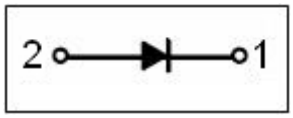

• Û - æ / Pinning



PIN1:Cathode PIN2:Anode

Z Ü B , M V / h_{FE} Classifications & Marking

Marking	S4H

Ã a ? d / Absolute Maximum Ratings(Ta=25 ;)

@ ƒ Parameter	… Z Symbol	ƒ › Rating	% y Unit
Reverse Voltage	V_R	80	V
Peak Reverse Voltage	V_{RM}	90	V
Average Rectified Output Current	I_O	150	mA
Forward Continuous Current	I_{FM}	250	mA
Repetitive Peak Forward Current	I_{FRM}	500	mA
Non-Repetitive Peak Forward Surge Current	I_{FSM} Ät=1.0 s Å	2.0	A
Power Dissipation	P_D	200	mW
Junction Temperature	T_j	150	
Storage Temperature Range	T_{stg}	-65 150	

Ô4ì × ? d / Electrical Characteristics(Ta=25 ;)

@ ƒ Parameter	… Z Symbol	y ¡ Ú ^ Test Conditions	Â 4 › Min	Á º › Typ	Â Ý › Max	% y Unit
Forward Voltage	V_F	I_F=100mA			1.2	V
Reverse Leakage Current	I_R	V_R=80V			100	nA
Breakdown Voltage	V_{BR}	I_R=100 A	80			<
Reverse Recovery Time	t_{rr}	I_F=10mA V_R=6.0V R_L=100			4.0	ns
Total Capacitance	C_T	V_R=0.5V f=1.0MHz			4.0	pF

Ô ? d • Ž ¢ / Electrical Characteristic Curve

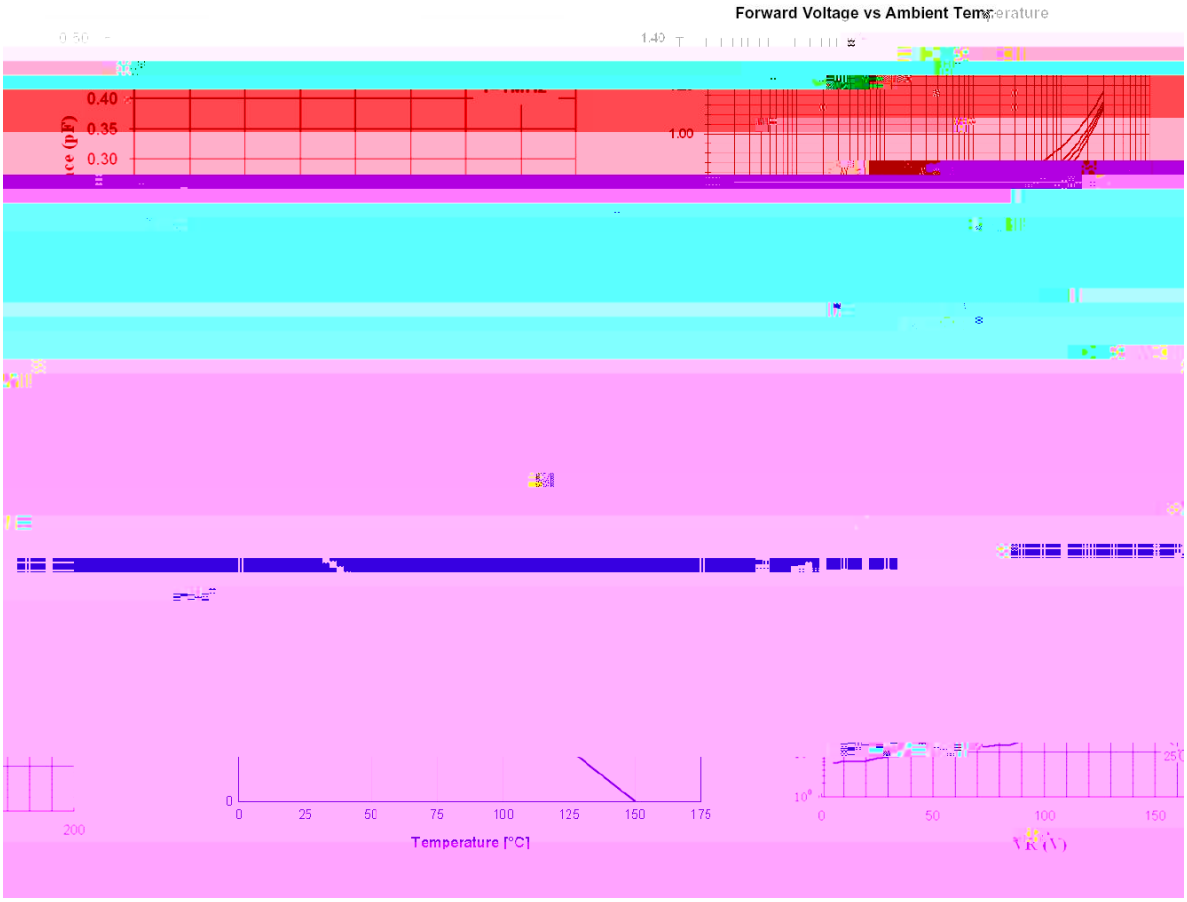

, M y ƒ / Marking Instructions

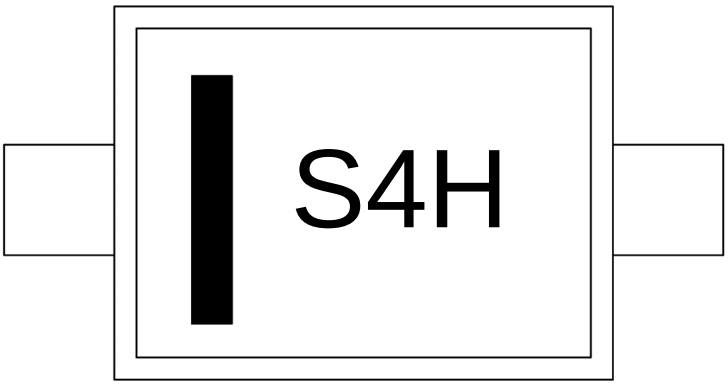

ª ¢ y

9 y º Z W A

. ¸ [W A

Note:

S4: Product Type Code

H y Company Code

š WD t ... • Ž ¢ **(** x / **)** **/** : K S V K X G Z [X K 6 X U L O R K L U X / 8 8 K L R U] 9 U R J K X O T M 6