2SA1145

Rev.E Mar.-2016

蓝箭电子 BLUE ROCKET ELECTRONICS

DATA SHEET

/ Descriptions

TO-92LM PNP Silicon PNP transistor in a TO-92LM Plastic Package.

/ Features

, 2SC2705

High transition frequency, small collector output capacitance complementary pair with 2SC2705.

/ Applications

Audio frequency amplifier applications.

/ Equivalent Circuit

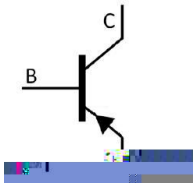

/ Pinning



PIN1 Base PIN 2 Collector PIN 3 Emitter

/ h_{FE} Classifications & Marking

h_{FE} Classifications Symbol	O	Y
h_{FE} Range	80~160	120~240

Parameter	Symbol	Rating	Unit
Collector to Base Voltage	V_{CBO}	-150	V
Collector to Emitter Voltage	V_{CEO}	-150	V
Emitter to Base Voltage	V_{EBO}	-5.0	V
Collector Current - Continuous	I_C	-50	mA
Base Current	I_B	-5.0	mA
Collector Power Dissipation	P_C	800	mW
Junction Temperature	T_j	150	
Storage Temperature Range	T_{stg}	-55 150	

Parameter	Symbol	Test Conditions	Min	Typ	Max	Unit
Collector to Emitter Breakdown Voltage	V_{CEO}	I_C=-1.0mA I_B=0	-150			V
Collector Cut-Off Current	I_{CBO}	V_{CB}=-150V I_E=0			-0.1	μA
Emitter Cut-Off Current	I_{EBO}	V_{EB}=-5.0V I_C=0			-0.1	μA
DC Current Gain	h_{FE}	V_{CE}=-5.0V I_C=-10mA	80		240	
Collector to Emitter Saturation Voltage	$V_{CE(sat)}$	I_C=-10mA I_B=-1.0mA			-1.0	V
Base to Emitter Voltage	V_{BE}	V_{CE}=-5.0V I_C=-10mA			-0.8	V
Transition Frequency	f	I =-10mA VCE=-5.0V		200		MHz
Collector output capacitance	C f=1.0MHz	VCB=-10V E=0	2.5	pF		

/ Electrical Characteristic Curve

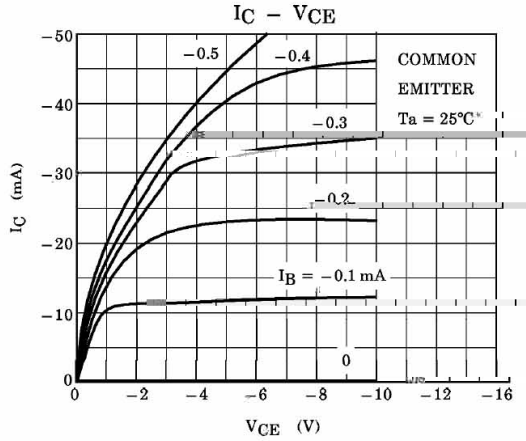

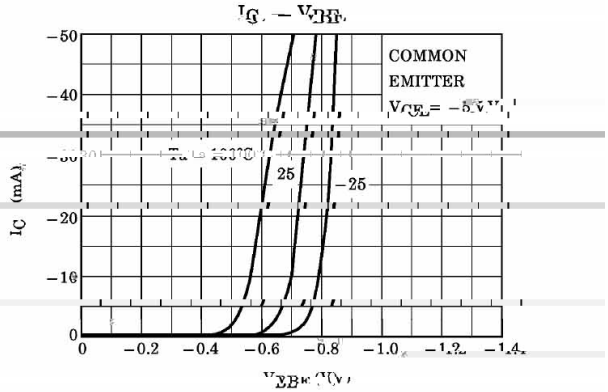

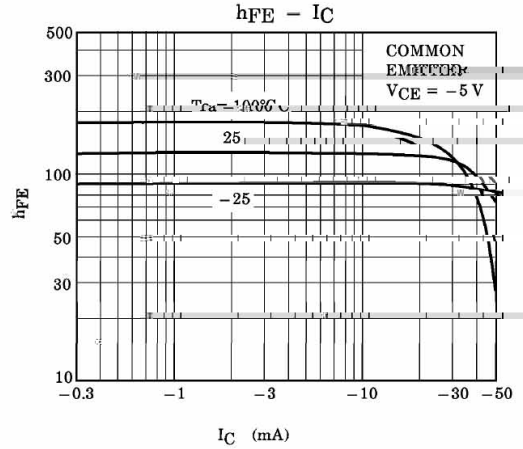

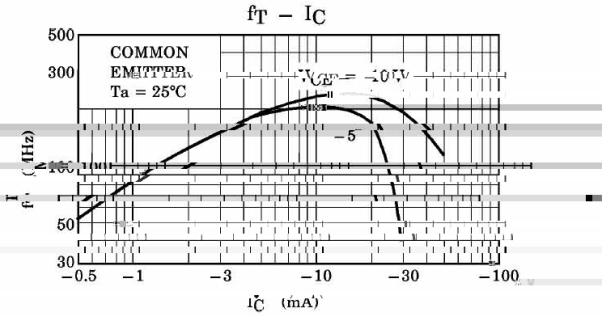

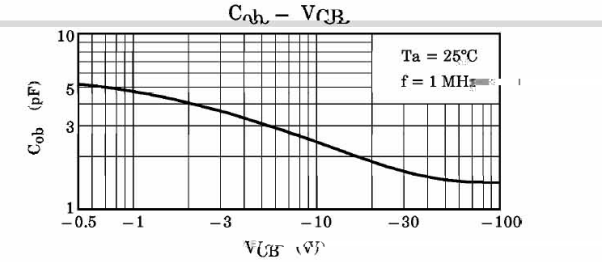

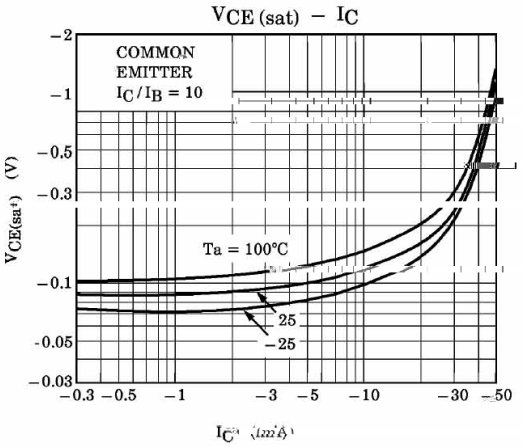

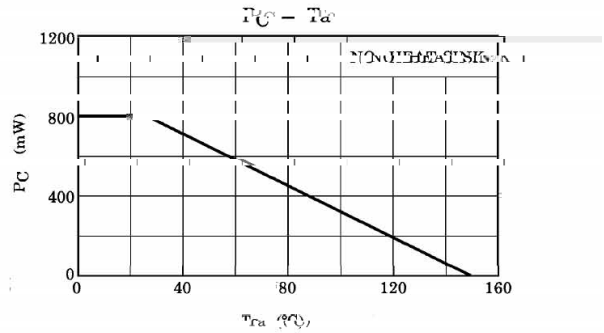

( ) / Temperature Profile for Dip Soldering(Pb-Free)



				Note:
1	25 150	60	90sec;	1.Preheating:25~150 , Time:60~90sec.
2	255±5		5±0.5sec;	2.Peak Temp.:255±5 , Duration:5±0.5sec.
3		2 10	/sec.	3. Cooling Speed: 2~10 /sec.

/ Resistance to Soldering Heat Test Conditions

270±5	10±1 sec.	Temp.:270±5	Time:10±1 sec

/ Packaging SPEC.

/ BULK

Package Type	Units	Dimension	(unit mm3)