"Yت

SOT-89 ṂṂ Ḷ PNP Æ Ṁ ч ‖ ٦ Silicon PNP transistor in a SOT-89 Plastic Package.

◕ È

گ ☜ 3 Z ژ ¸ ı ч Ч ṇ ı ѣ 2SF2883 Й ´

Suitable for output stage of 3 watts amplifier, small flat package, complementary to 2SC2883.

४ ۦ

☜ ˇ ˍ إ ۠ ۶

Audio frequency amplifier applications.

Л ف ̃ ̃ ≠ ع

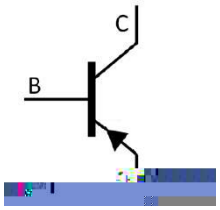

ã ۱ ŭ



PIN1 χ Base PIN 2 χ Collector PIN 3 χ Emitter

ѣ ˛ ห ̇

h_{FE} Classifications Symbol	O	Y
h_{FE} Range	100 200	160 320
Marking	HHO	HHY

v ̈Ω̣ Parameter	ɬ Symbol	̈Ω̣Ö Rating	D Ӈ Unit
Collector to Base Voltage	V_{CBO}	-30	V
Collector to Emitter Voltage	V_{CEO}	-30	V
Emitter to Base Voltage	V_{EBO}	-5.0	V
Collector Current-Continuous	I_C	-1.5	A
Collector Base-Continuous	I_B	-0.3	A
Collector Power Dissipation	P_C	500	mW
Collector Power Dissipation*	$*P_C$	1.0	W
Junction Temperature	T_j	150	
Storage Temperature Range	T_{stg}	-55 150	

*mounted on ceramic substrate(250mm^2×0.8t)
- ̊ Ɛ̂ ̂ 283 p p ^{2}Ö3.8W OBJ ھ —

v ̈Ω̣ Parameter	ɬ Symbol	⊥ ⁝ ̊ Ţ Test Conditions	ω̣ ṇ Ö Min	Ɛ ʒ Ö Typ	ω̣ ʑ Ö Max	D Ӈ Unit
Collector to Emitter Breakdown Voltage	V_{CEO}	I				


IC – VCE
COMMON
hFE – IC
COMMON
COMMON
EMITTER
VCE = –2V
COMMON
EMITTER
IC / IB = 50
Ta = 100°C
VBE (V)
PC – Ta

ᵘ ĖÒĻ ƒ

SOT-89

单位：mm

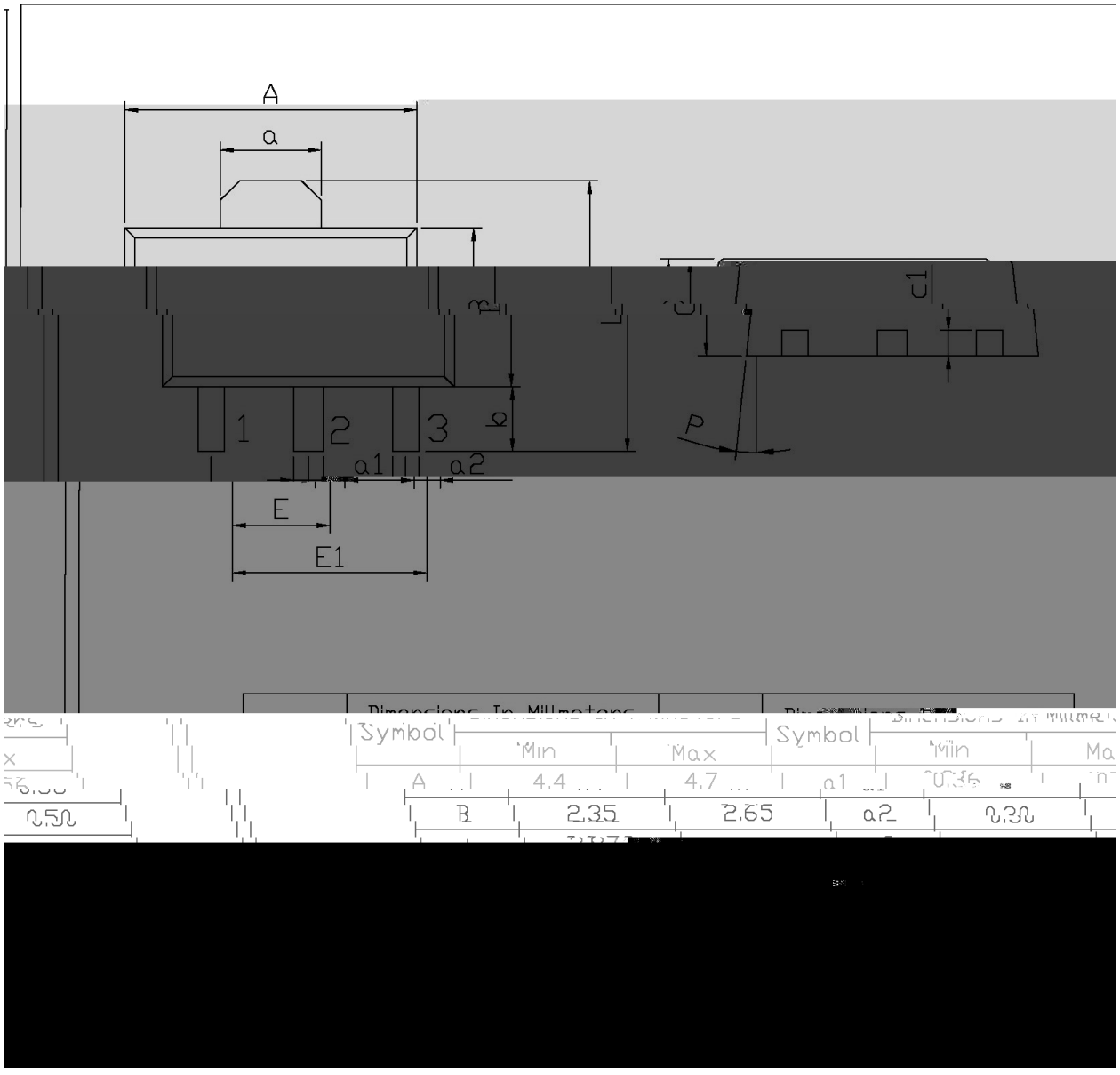

Symbol	Min	Max	Symbol	Min	Max
A	4.4	4.7	a1	0.35	
B	2.35	2.65	a2	0.30	

ᄂᆞ ᄂᆞᆫ

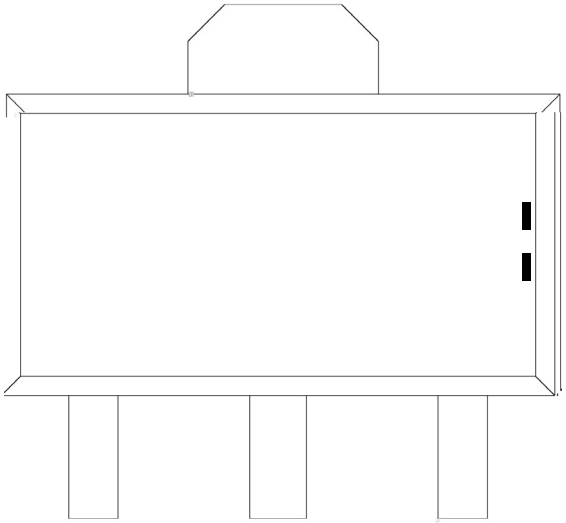

ᄇ ᄀᆞ χ

H χ ᄯᅳ ᄒᆞ ᄆᆞᆫ

H χ ᄯᅳ ᄀᆞ ᄆᆞᆫ

O χ ᄯᅳ h_{FE} ᄂᆞ ᄋᆞ ᄆᆞᆫ

-- χ ᄯᅳ ᄂᆡ ᄒᆞ ᄆᆞᆫ ᄆᆞᆫ ᄂᆡ ᄒᆞ ᄆᆞᆫ ᄯᅳ ᄆᆞ

Note:

H: Company Code.

H: Product Type.

O: h_{FE} Classifications Symbol

**: Lot No. Code, code change with Lot No.

ƀ̆ ʃ ╗ ẘ ́E ⅵ ƒ ᾠ̆ ᾰ Wh p shudwxuh Suriloh iru LU Uhior z Vroghulqj+Se0luhh,

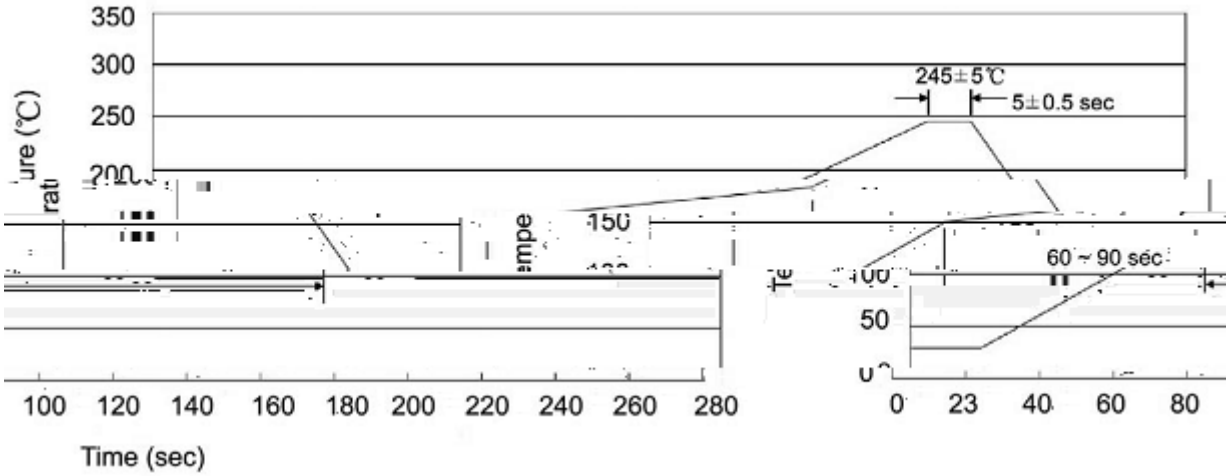

ب ˝ χ

1 ⅃ ♬ □ ỷ 25 Ḱ 150 ɬ ı `H ʒ 60 Ḱ 90sec;

Note:

1.Preheating:25~150 ɬ