TO-92 PNP Silicon PNP transistor in a TO-92 Plastic Package.

2SC1318

Complementary pair with 2SC1318.

AF output amplifier and driver.

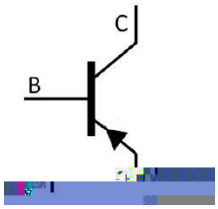



PIN1 Base ymPTw2(itCollector -21. 103/TT48Tf49.9667 0 TD63.9403 0199 1 .85/T 0 5 rg5(Si4 287

Parameter	Symbol	Rating	Unit
Collector to Base Voltage	V_{CBO}	-60	V
Collector to Emitter Voltage	V_{CEO}	-50	V
Emitter to Base Voltage	V_{EBO}	-5.0	V
Collector Current - Continuous	I_C	-500	mA
Collector Current – Continuous(Pulse)	I_{CP}	-1.0	A
Collector Power Dissipation	P_C	625	mW

/ Electrical Characteristic Curve

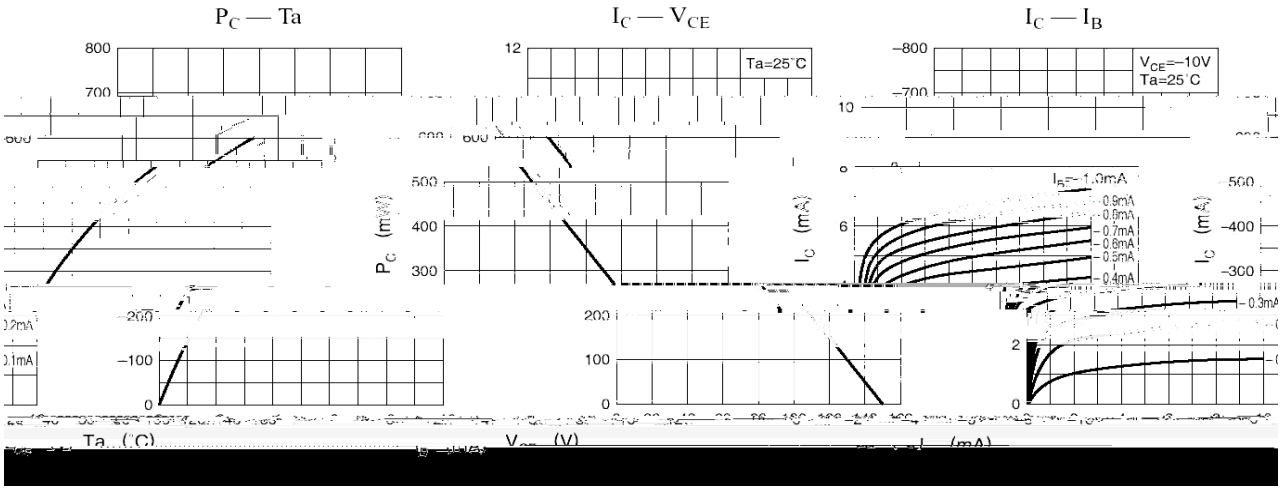

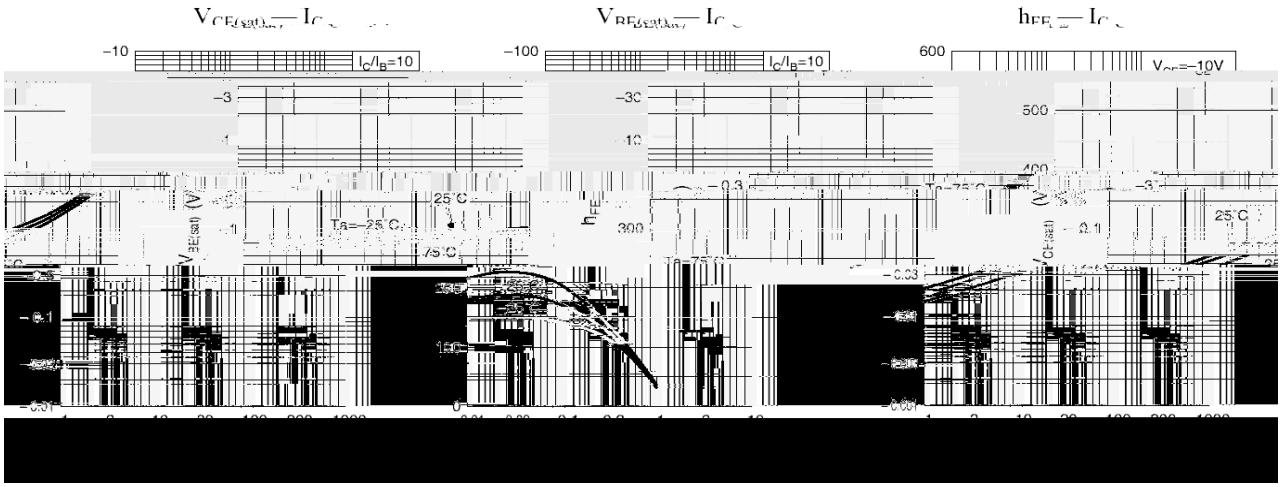



2SA720

/ Marking Instructions

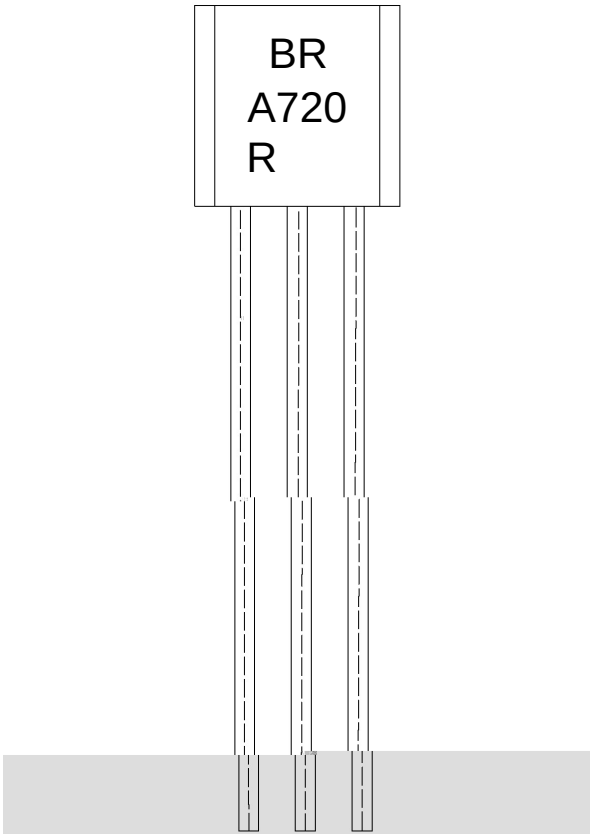

BR:

A720

R: h_{FE}

****

Note:

BR:	Company Code.
A720:	Product Type.
R:	h_{FE} Classifications Symbol
****:	Lot No. Code,code change with Lot No.

( ) / Temperature Profile for Dip Soldering(Pb-Free)

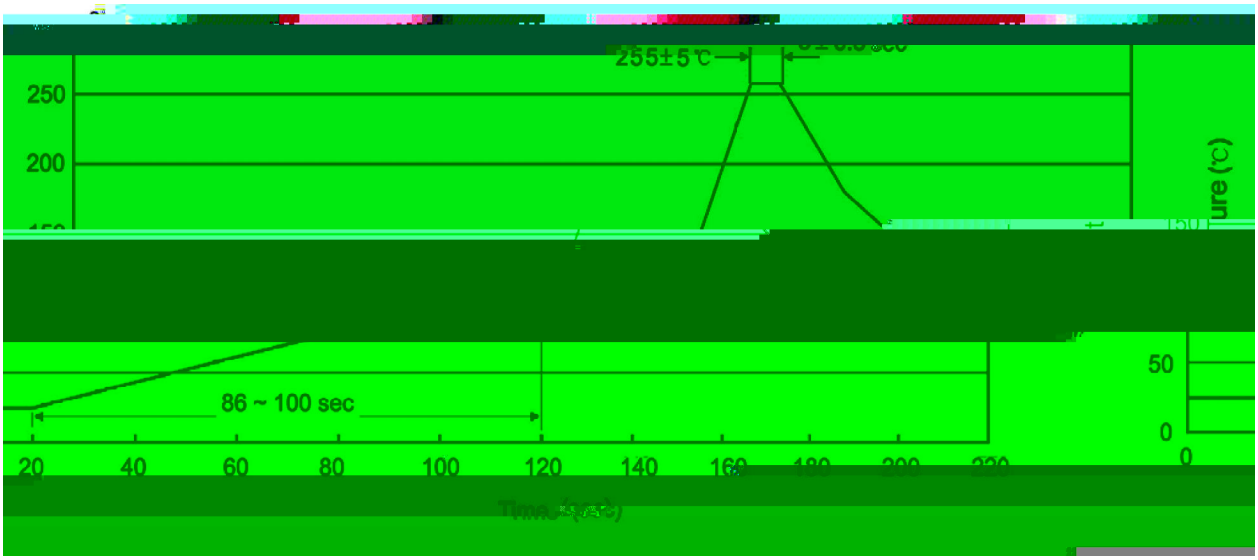

					Note:
1	25	150	60	90sec;	1.Preheating:25~150 , Time:60~90sec.
2	255±5			5±0.5sec;	2.Peak Temp.:255±5 , Duration:5±0.5sec.
3		2	10	/sec.	3. Cooling Speed: 2~10 /sec.

/ Resistance to Soldering Heat Test Conditions

270±5	10±1 sec.	Temp:270±5	Time:10±1 sec

/ Packaging SPEC.

/ BULK

Package Type	Units					Dimension		(unit mm3)

‾ * ł ɦ Š ù ﺣﺪ