Parameter	Symbol		Rating	Unit
Collector to Base Voltage	V_{CBO}	2SA778	-150	V
		2SA778A	-180	
Collector to Emitter Voltage	V_{CEO}	2SA778	-150	V
		2SA778A	-180	
Emitter to Base Voltage	V_{EBO}		-5.0	V
Collector Current - Continuous	I_C		-50	mA
Collector Power Dissipation	P_C		200	mW
Junction Temperature	T_j		150	
Storage Temperature Range	T_{stg}		-55 150	

Parameter	Symbol	Test Conditions	Min	Typ	Max	Unit

/ Electrical Characteristic Curve

Pc — Ta

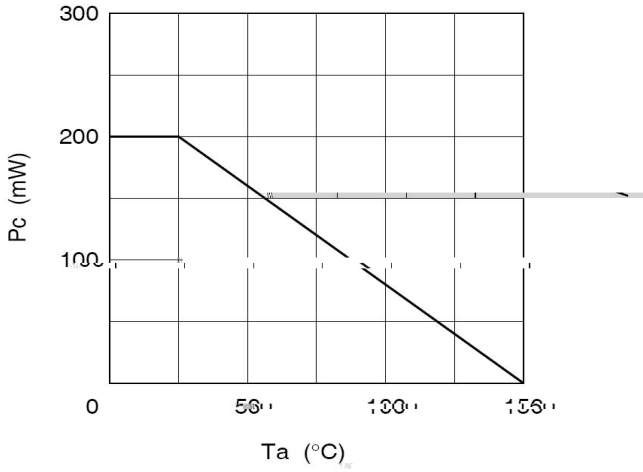

I_C — V_{CE}

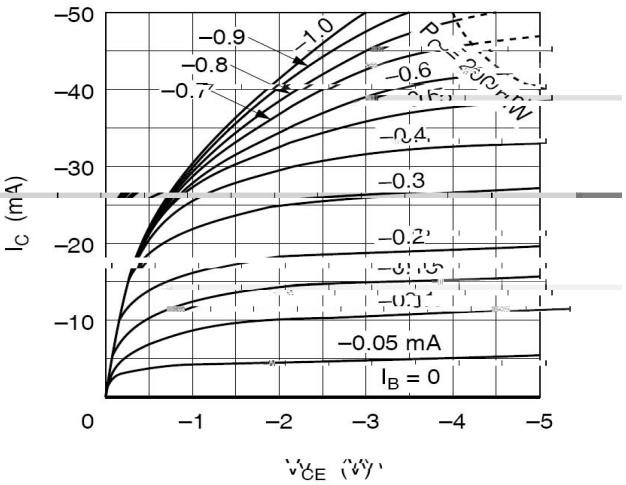

I_C — V_{CE}

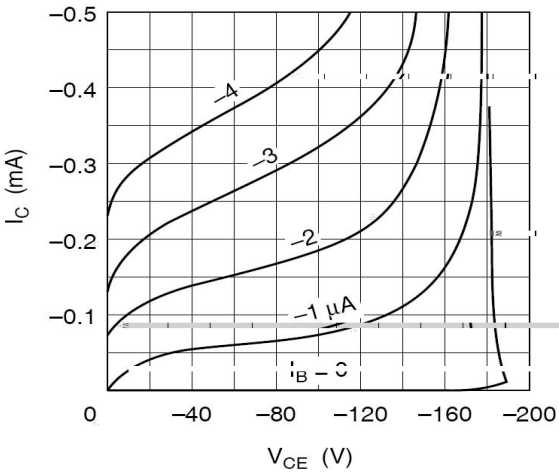

I_{CBO} — V_{CB}

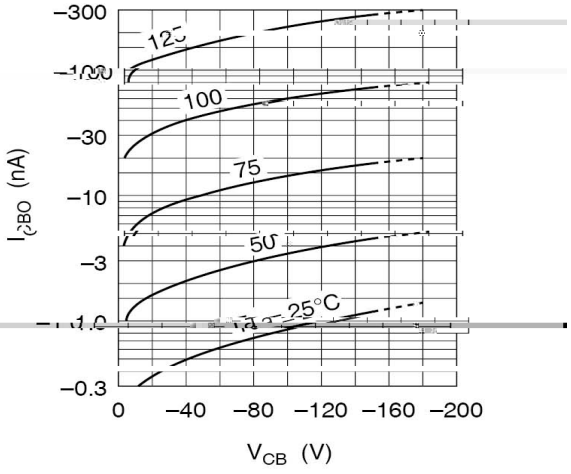

h_{FE} — I_C

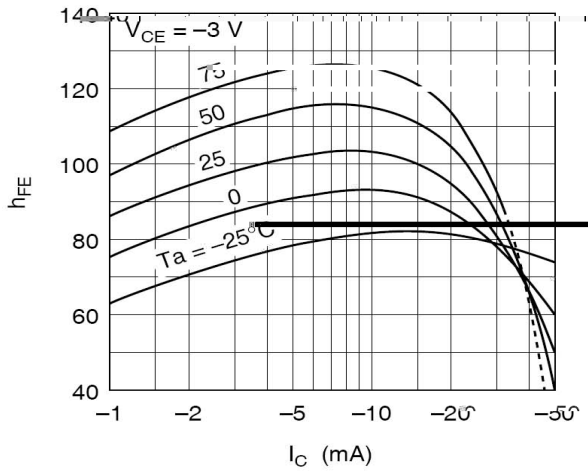

$V_{CE\ (sat)}$ — I_C

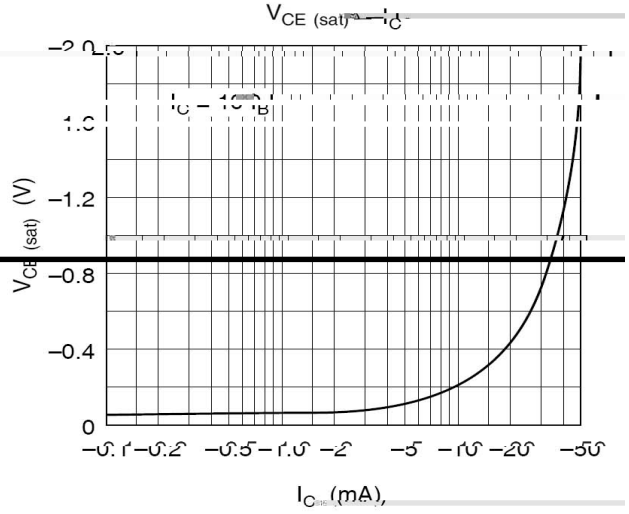

/ Package Dimensions

TO-92 Unit: mm

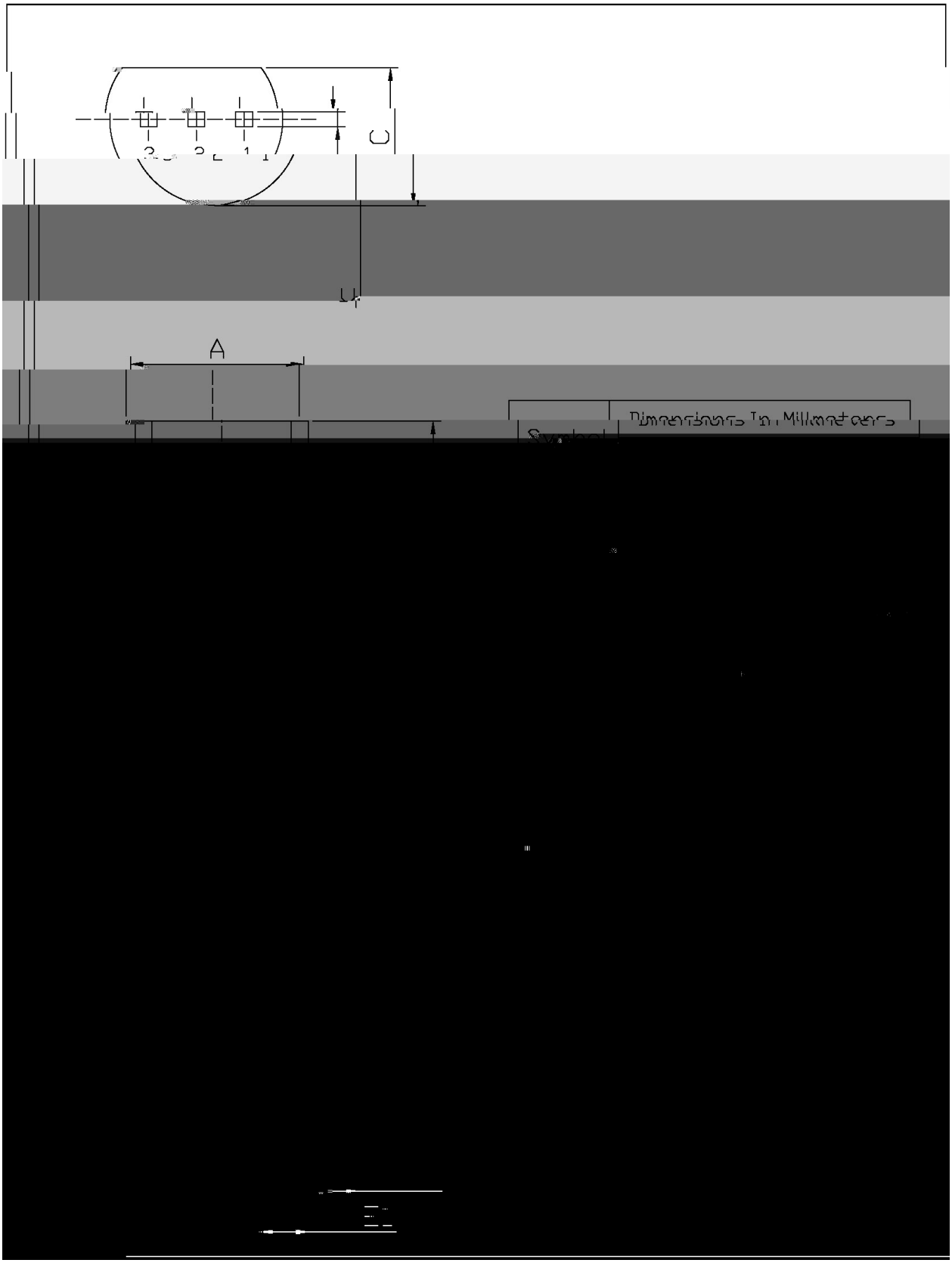

/ Marking Instructions

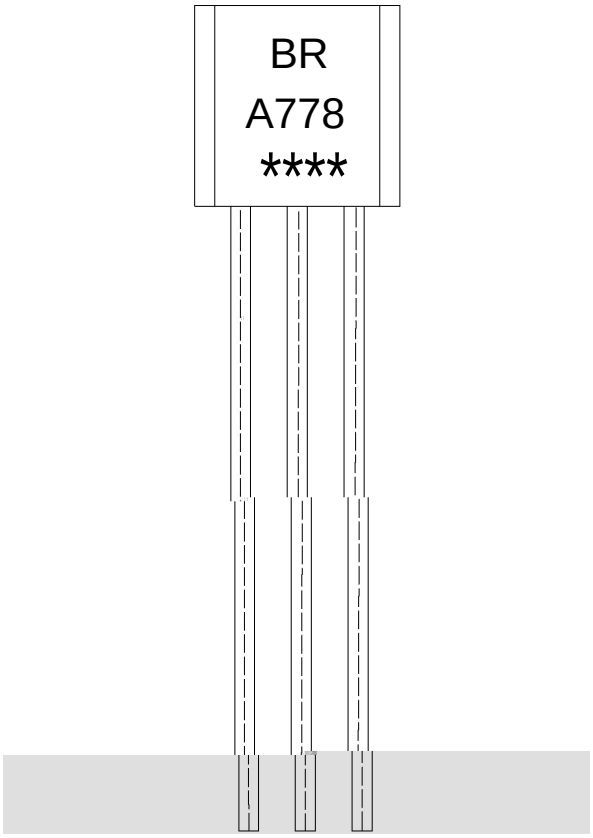

Note:

BR: Company Code.

: Product Type.

****: Lot No. Code,code change with Lot No.

( ) / Temperature Profile for Dip Soldering(Pb-Free)

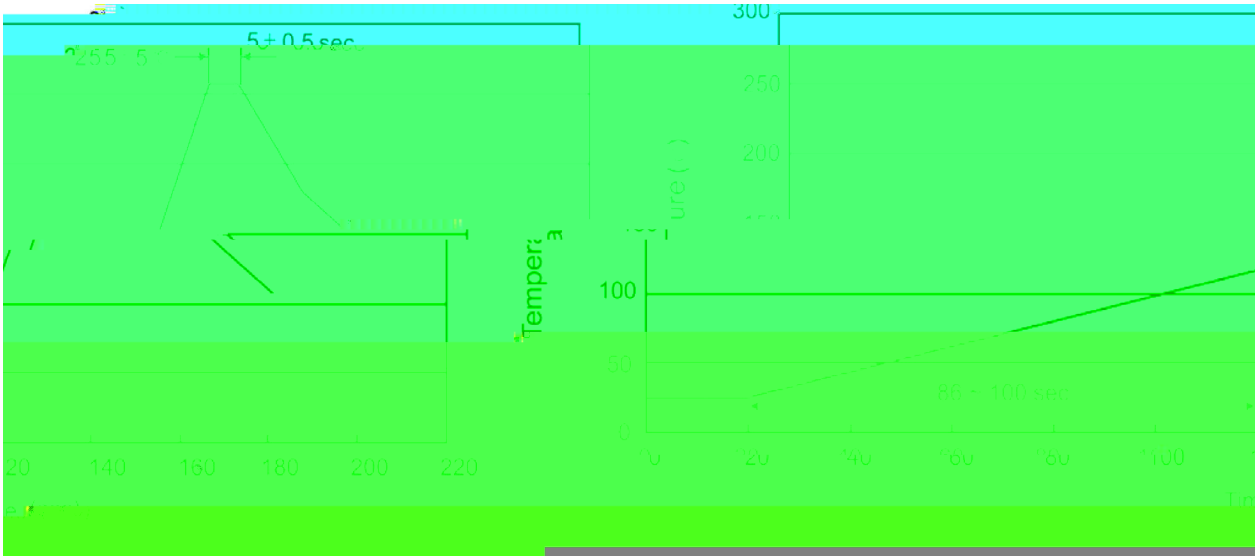

		Note:	
1	25 150 60 90sec;	1.Preheating:25~150 , Time:60~90sec.	
2	255 5 5 0.5sec;	2.Peak Temp.:255 5 , Duration:5 0.5sec.	
3	2 10 /sec.	3. Cooling Speed: 2~10 /sec.	

/ Resistance to Soldering Heat Test Conditions

270 5	10 1 sec.	Temp:270±5	Time:10±1 sec

/ Packaging SPEC.

/ BULK

Package Type	Units					Dimension		(unit mm3)
	Units/Bag /	Bags/Inner Box /	Units/Inner Box /	Inner Boxes/Outer Box /	Units/Outer Box /	Bag	Inner Box	Outer Box
TO-92	1,000	10	10,000	5	50,000	135×190	237×172×102	560×245×195
	1,000	10	10,000	10	100,000	135×190	237×172×102	560×245×375

/ AMMO

Package Type	Units					Dimension	(unit mm3)
	Units/tape /	Tape/Inner Box /	Rows/Inner Box /	Inner Boxes/Outer Box /	Units/Outer Box /	Inner Box	Outer Box
TO-92	3,000	1	120	10	30,000	328×230×42	480×346×235 547×407×268

/ Notices