2SB766A

Rev.E Mar.-2016

DATA SHEET

SOT-89 PNP Silicon PNP transistor in a SOT-89 Plastic Package.

Large collector power dissipation P_C, Mini Power type package.

For low-frequency output amplification.

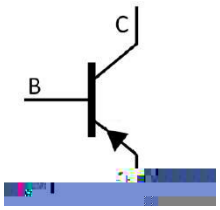



PIN1 Base PIN 2 Collector PIN 3 Emitter

ŁĄ ĦĀ / Marking

h_{FE} Classifications Symbol	Q	R	S
h_{FE} Range	85 170	120 240	170 340
Marking	BQH	BRH	BSH

xO1

Parameter	Symbol	Rating	Unit
Collector to Base Voltage	V_{CBO}	-60	V

⁝ ƎĄ´E ⅵ ƒ / Electrical Characteristic Curve

P_C — Ta I_C — V_{CE} $V_{CE(sat)}$ — I_C



ᵘ ĖÒĻ ʃ / Package Dimensions



Ł. Ł'Ω / Marking Instructions

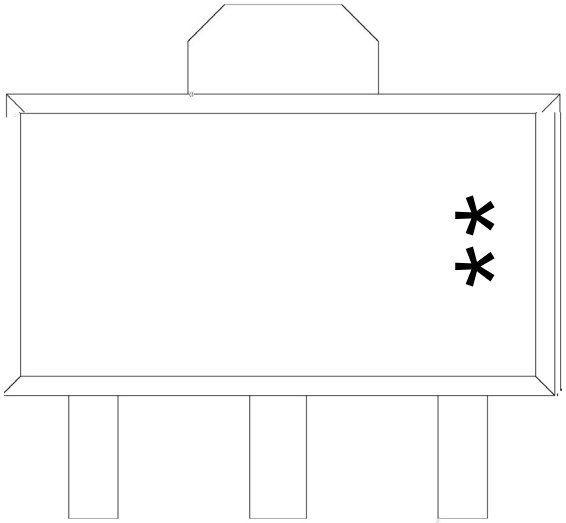

B

Q: h_{FE}

H

**

Note:

B: Product Type.

Q: h_{FE} Classifications Symbol

H: Company Code.

**: Lot No. Code, code change with Lot No.

ŧħ ʃ ╗ ẘ´E ⅵ ʃ (ᾠ̈ ᴗ̈) / Whp shudwxuh Suriloh iru LU Uhior z Vroghulqj+Se0luhh,

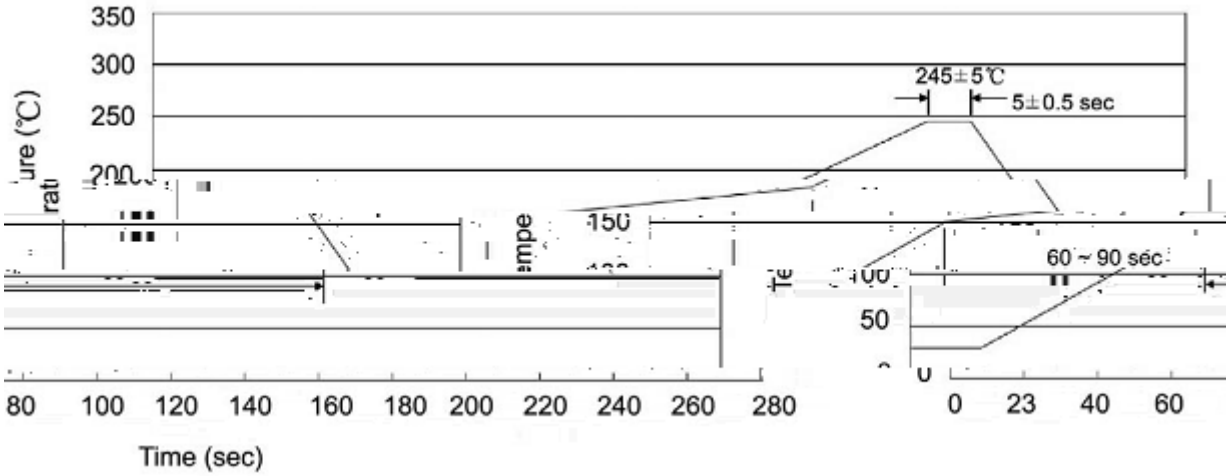

Note:

1 25 150 60 90sec;

2 245±5 5±0.5sec;

3 2 10 /sec.

1.Preheating:25~150 , Time:60~90sec.

2.Peak Temp.:245±5 , Duration:5±0.5sec.

3. Cooling Speed: 2~10 /sec.

⅃ ὺ ɑ ˝ `Y Ţ / Resistance to Soldering Heat Test Conditions

260±5 10±1 sec. Temp.:260±5 Time:10±1 sec

ɒ ⊏ ⊂— / Packaging SPEC.

/ REEL

Package Type	Units					Dimension (unit mm^3)		
	Units/Reel /	Reels/Inner Box /	Units/Inner Box /	Inner Boxes/Outer Box /	Units/Outer Box /	Reel	Inner Box	Outer Box
SOT-89	1,000	7	7,000	8	56,000	7 ×12	180×120×180	385×257×392

ä ⅴ ⌊ ̈Ω / Notices