/ Descriptions

VRW056 ṂṂ Ł SQS ÆṀ ч s ǁ ᒣ Silicon PNP transistor in a SOT-23 Plastic Package.

/ Features

ت ⊐ я ∪ ṇ / k_{IH} ⇂ ħ ɨ ớ Ḅ

Low saturation voltage, excellent h_{FE} linearity and high h_{FE}.

[redacted]

ᵻ̂ ˍ ḭ ѿ ᶻ ڑ ˌ / ↄ я ɔ ` ʜ / ↄ ◊ ᶎ Ω ⊐ ᐱ ↄ ʜ ɨ ᑌ

Output stage of audio amplifier, voltage regulator, DC-DC converter and relay driver.

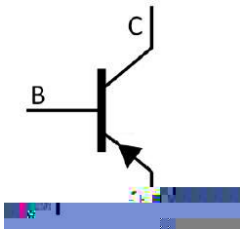



PIN1 χ Base PIN 2 χ Emitter PIN 3 χ Collector

/ h_{FE} Classifications & Marking

v ̈Ω̣ Parameter	ɬ N Symbol	̈Ω̣ Ö Rating	D Ɉ Unit
Collector to Base Voltage	V_{CBO}	-40	V
Collector to Emitter Voltage	V_{CEO}	-30	V
Emitter to Base Voltage	V_{EBO}	-5	V
Collector Current - DC	I_C	-3	A
Collector Current - Pulse	I_{CP}	-7	A
Collector Power Dissipation	P_C	350	mW
Junction Temperature	T_j	150	ɬ
Storage Temperature Range	T_{stg}	-55 Ḱ 150	ɬ

v ̈Ω̣ Parameter	ɬ N Symbol	⊥⊥ ;ˇ Ţ Test Conditions	ω̣ ṇ Ö Min	Ɛ ʒ Ö Typ	ω̣ ᶻ Ö Max	D Ɉ Unit
Collector to Base Breakdown Voltage	V_{CBO}	I_C=-100μA I_E=0	-40			V
Collector to Emitter Breakdown Voltage	V_{CEO}	I_C=-1.0mA I_B=0	-30			V
Emitter to Base Breakdown Voltage	V_{EBO}	I_E=-100μA I_C=0	-5			V

/ Package Dimensions



/ Marking Instructions

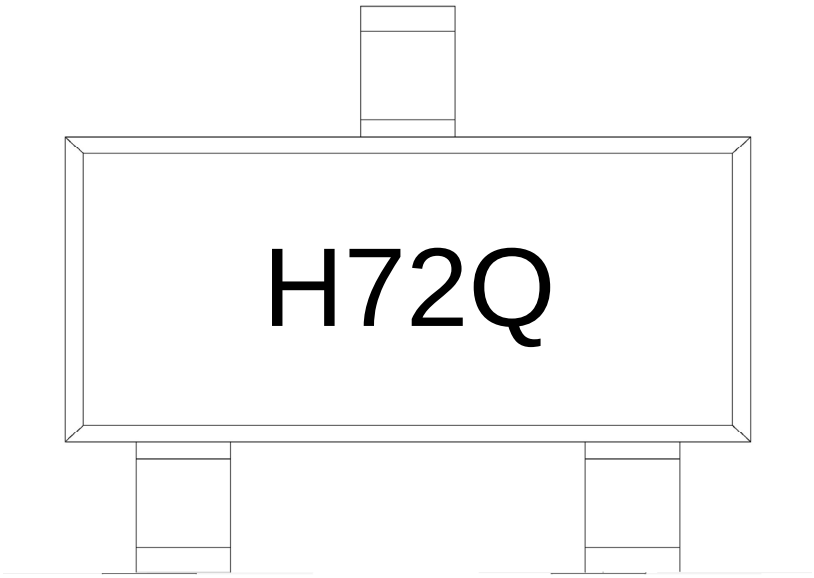

ب ˝ χ

K χ ⌘ ⅋ ᴵ Ɱ

:5 χ ⌘ ⅋ ᴺ Ɱ

T χ ⌘ ⁶ ⋉ Ɱ

Note:

H: Company Code

72: Product Type Code

Q: h_{FE} Classifications Symbol Code

( ) / Temperature Profile for IR Reflow Soldering(Pb-Free)

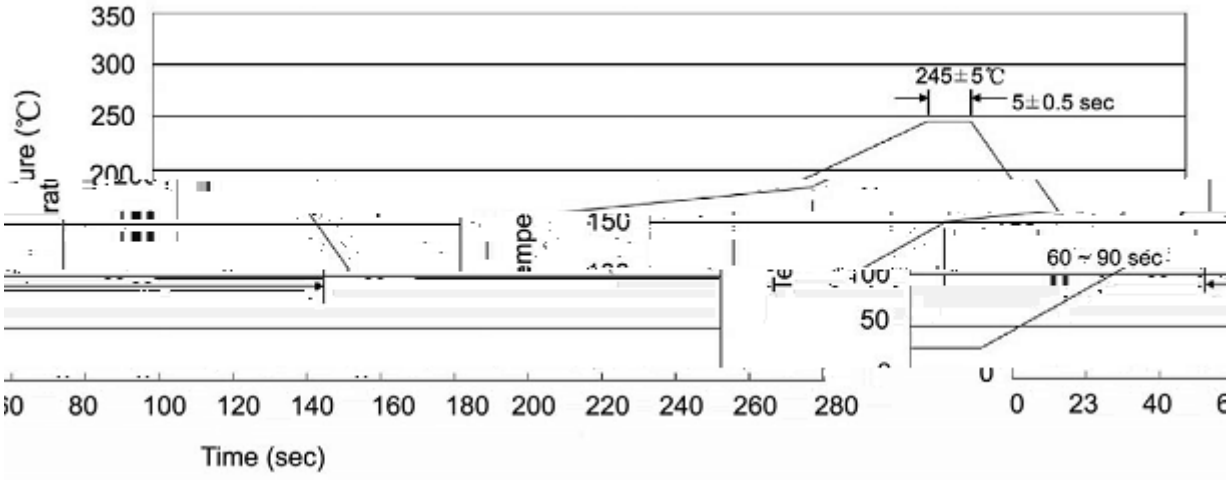

ب ˝ χ

1 ⺊ ♬ □ ỷ 25 Ḱ 150 ɬ ı `H ڑ 60 Ḱ 90sec;

2 Š Ö □ ỷ 245 ° 5 ɬ ı `H ڑ ˙Y ⺈ ⺮ 5 ° 0.5sec;

3 ì ˙ ⺈ ˛ ɔ ⺌ ỷ ⺮ 2 Ḱ 10 ɬ /sec.

Note:

1.Preheating:25~150 ɬ , Time:60~90sec.

2.Peak Temp.:245 ° 5 ɬ , Duration:5 ° 0.5sec.

3. Cooling Speed: 2~10 ɬ /sec.

/ Resistance to Soldering Heat Test Conditions

□ ỷ χ 260 ° 5 ɬ `H ڑ χ 10 ° 1 sec. Temp.:260 ° 5 ɬ Time:10 ° 1 sec

/ Packaging SPEC.

ɔ` γ ⊢ / REEL

Package Type	Units					Dimension (unit mm^3)		
	Units/Reel /	Reels/Inner Box /	Units/Inner Box /	Inner Boxes/Outer Box /	Units/Outer Box /	Reel	Inner Box	Outer Box
SOT-23	3,000	10	30,000	6	180,000	7 ρ ×8	180×120×180	390×385×205

/ Notices