2SC1815M

Rev.F Apr.-2017

蓝箭电子 BLUE ROCKET ELECTRONICS

DATA SHEET

/ Descriptions

SOT-23 NPN Silicon NPN transistor in a SOT-23 Plastic Package.

/ Features

, , h_{FE} ,

High voltage and high current, excellent h_{FE} linearity ,low noise.

/ Applications

,

Audio frequency general purpose, driver stage amplifier applications.

/ Equivalent Circuit

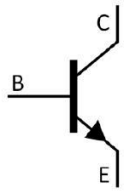

/ Pinning



PIN1 Base PIN 2 Emitter PIN 3 Collector

/ h_{FE} Classifications & Marking

h_{FE} Classifications Symbol	O	Y	GR	BL
h_{FE} Range	70 140	120 240	200 400	350 700
Marking	HHFO	HHFY	HHFG	HHFB

Parameter	Symbol	Rating	Unit
Collector to Base Voltage	V_{CBO}	60	V
Collector to Emitter Voltage	V_{CEO}	50	V
Emitter to Base Voltage	V_{EBO}	5.0	V
Collector Current	I_C	150	mA
Base Current	I_B	50	mA
Collector Power Dissipation	P_C	300	mW
Junction Temperature	T_j	150	
Storage Temperature Range	T_{stg}	-55 150	

Parameter	Symbol	Test Conditions	Min	Typ	Max	Unit
Collector Cut-Off Current	I_{CBO}	V_{CB}=60V I_E=0			0.1	μA
Emitter Base Cut-Off Current	I_{EBO}	V_{EB}=5.0V I_C=0			0.1	μA
DC Current Gain	$h_{FE(1)}$	V_{CE}=6.0V I_C=2.0mA	70		700	
	$h_{FE(2)}$	V_{CE}=6.0V I_C=150mA	25	100		
Collector to Emitter Saturation Voltage	$V_{CE(sat)}$	I_C=100mA I_B=10mA		0.1	0.25	V

/ Electrical Characteristic Curve

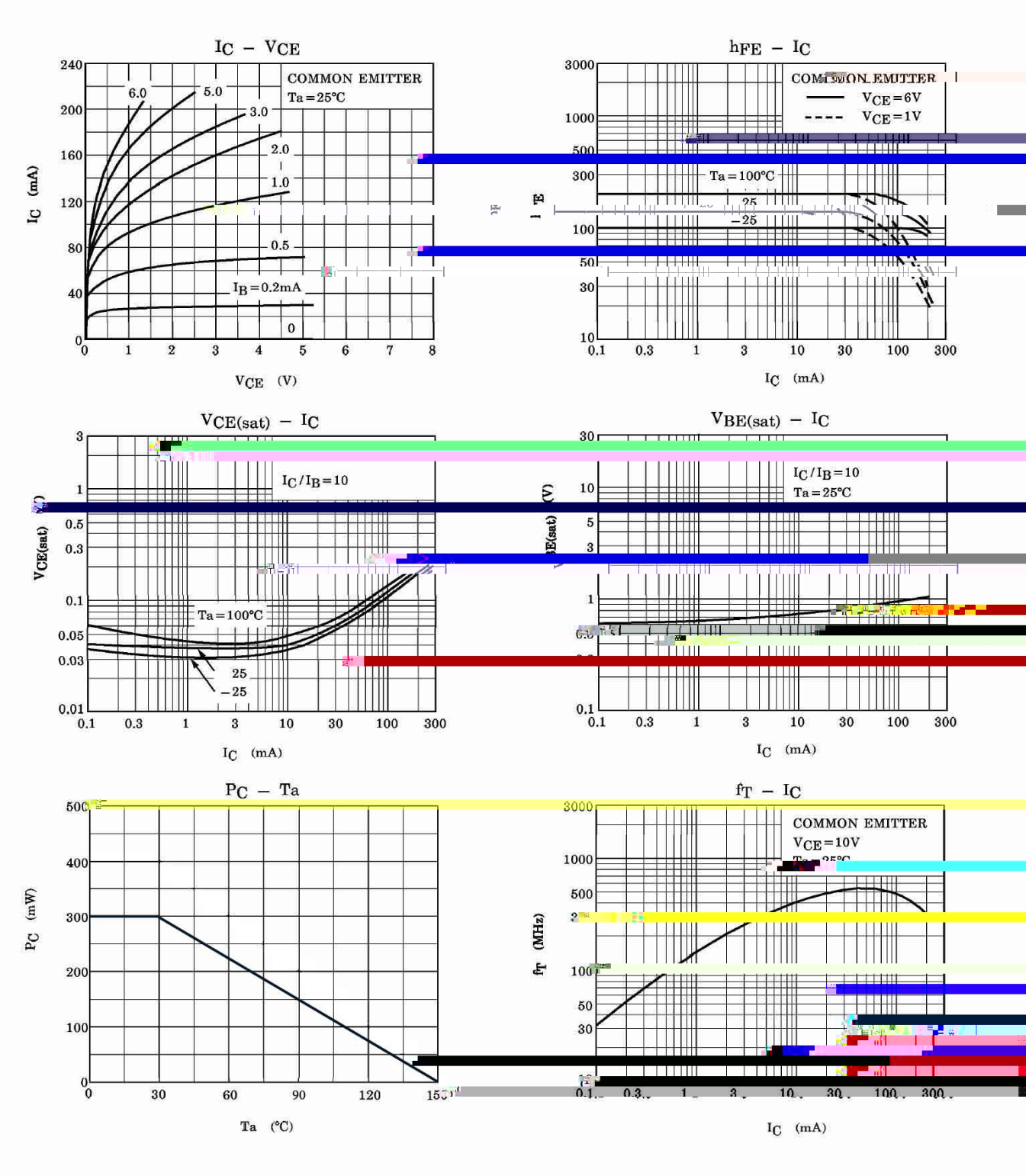

/ Package Dimensions



/ Marking Instructions

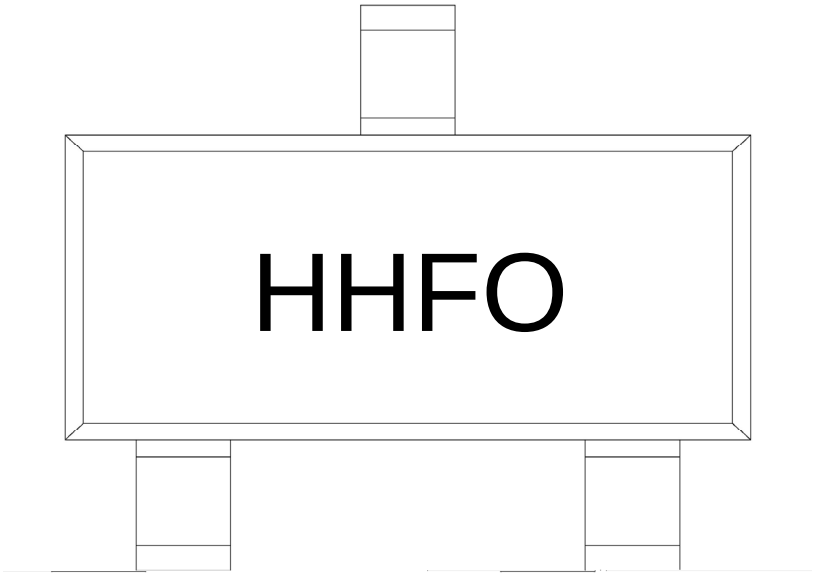

H

HF

O: h_{FE}

Note:

H: Company Code

HF: Product Type Code

O: h_{FE} Classifications Symbol Code