2SC2230(A)

Rev.E Mar.-2016

DATA SHEET

/ Descriptions

WR0<50 P ṂṂ Ł QSQ ÆṀ ч s ǁ ˥ Silicon NPN transistor in a TO-92LM Plastic Package.

/ Features

Y FHR ㄨ/´ ǁ ɔ ǁ ɯ ` ㄨ

High voltage, high DC current gain.

/ Applications

ᵀ̂ᵒ̂ᵒ̂ ˝ ṳ ㄨ я ѿ ᶻ/Ẽ ɔ Ƙ ˏ ᶻ˛

High voltage general amplifier, color TV class B sound output applications

/ Equivalent Circuit

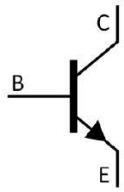

/ Pinning



PIN1 χ Base PIN 2 χ Collector PIN 3 χ Emitter

/ h_{FE} Classifications & Marking

h_{FE} Classifications Symbol	Y	GR
h_{FE} Range	120 240	200 400

v ̈Ω Parameter	ϒ N Symbol		̈Ω Ö Rating	D Ч Unit
Collector to Base Voltage	V_{CBO}		200	V
Collector to Emitter Voltage	V_{CEO}	2SC2230	160	V
		2SC2230A	180	
Emitter to Base Voltage	V_{EBO}		5.0	V
Collector Current (DC)	I_C		100	mA

/ Electrical Characteristic Curve

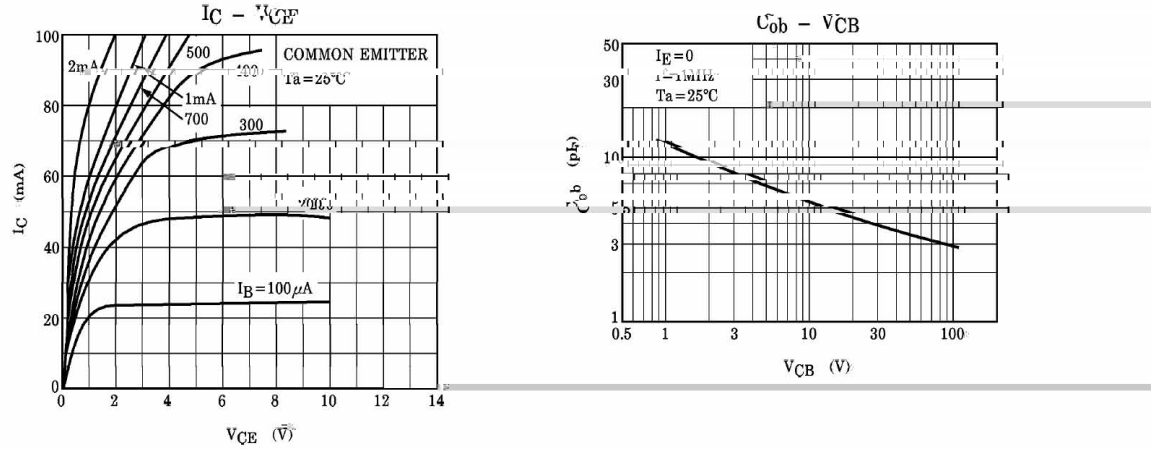

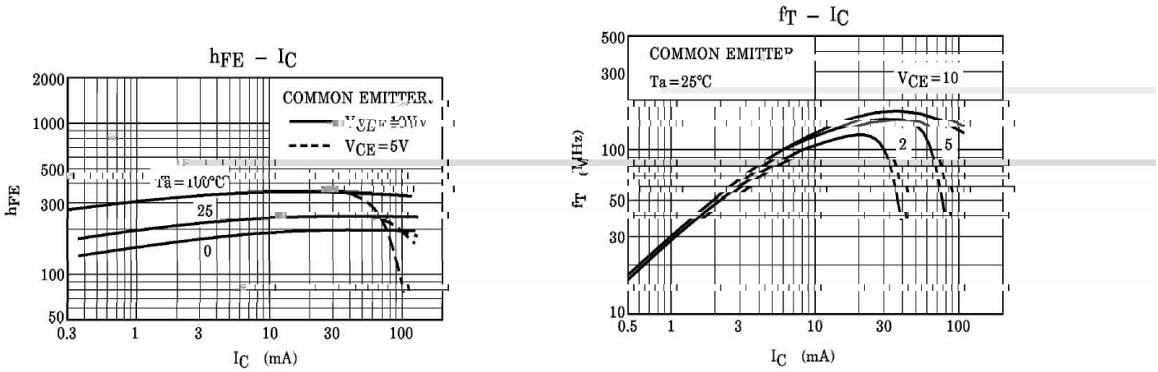

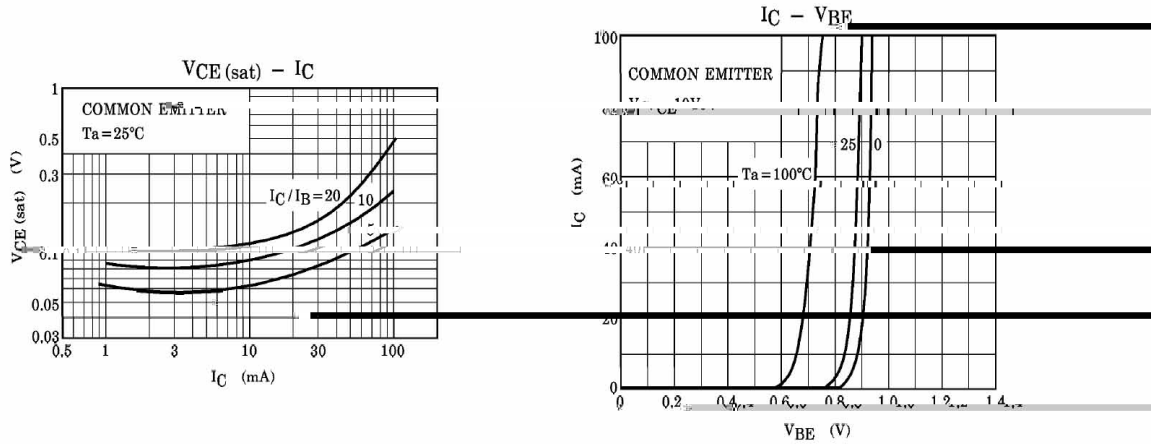

/ Package Dimensions

TO-92LM Unit: mm

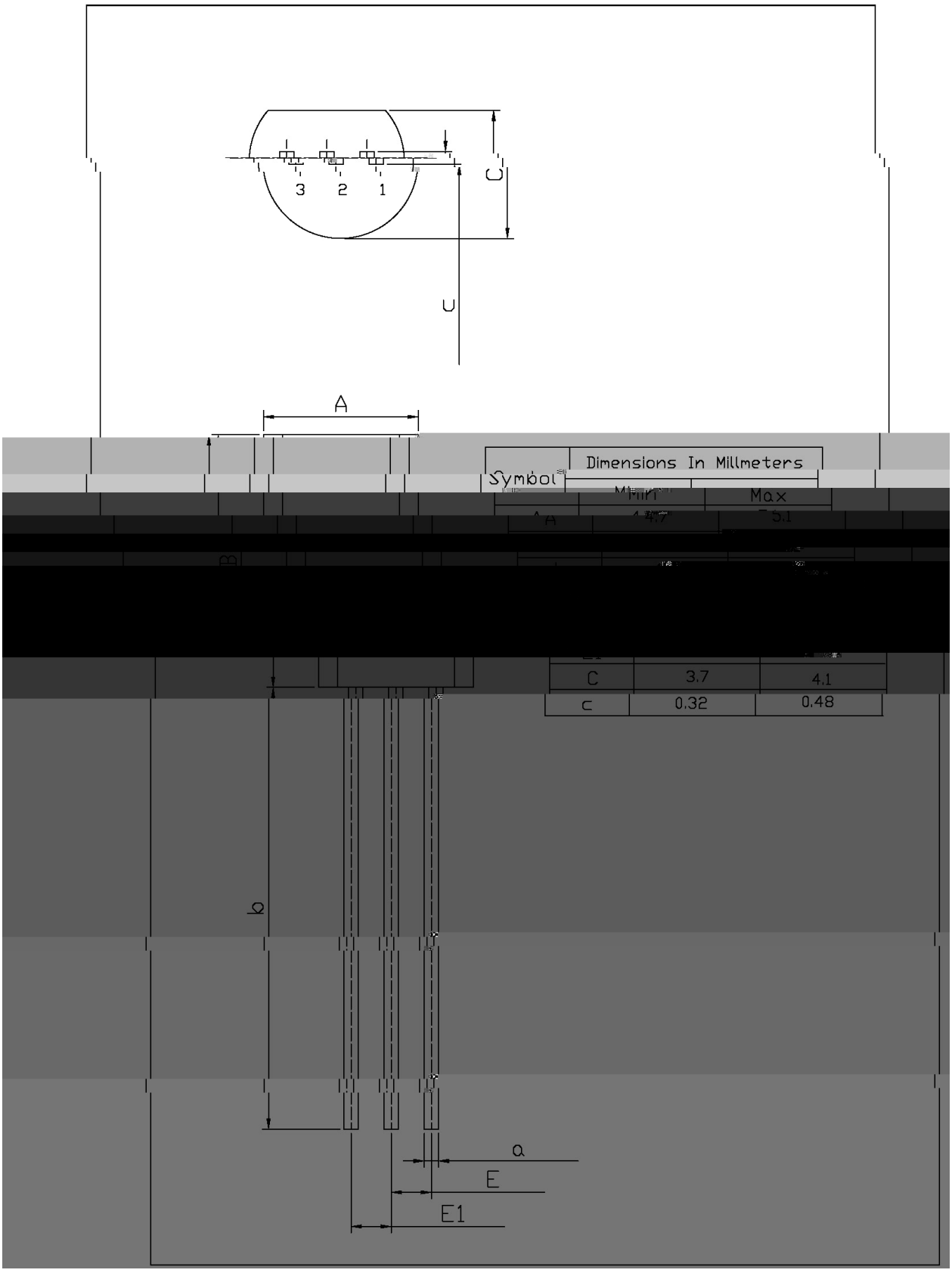

/ Marking Instructions

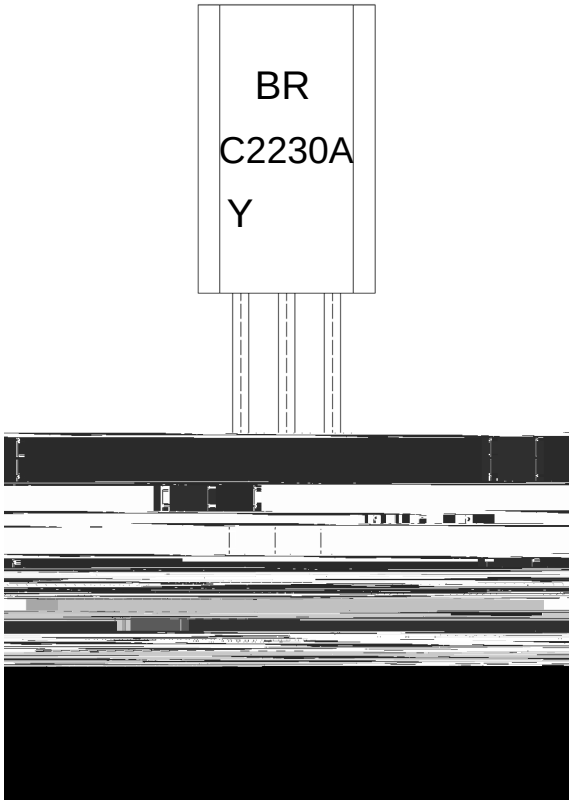

ب ˝ χ

EU=	ѭ ʒ ᴵ ᴵ
F5563D χ	ѭ ʒ ᴺ ᴵ
\=	ѭ kᴵᴴ ʻ ᶠ ᴵ
---- χ	ѭ ⁱ ᶠ ŋ̈ ᴺ ᴵ ᵢ ᵩ ⁱ ᶠ ŋ̈ ᴺ ᴾ ᴾ

Note:

BR:	Company Code.
C2230A:	Product Type.
Y:	h_{FE} Classifications Symbol
****:	Lot No. Code,code change with Lot No.

( ) / Temperature Profile for Dip Soldering(Pb-Free)



ب ˝ χ

1 ǂ ♬ □ ỷ 25 Ḱ 150 ɬ ı ̀H ڑ 60 Ḱ 90sec;

2 Š Ö □ ỷ 255 ° 5 ɬ ı ̀H ڑ ̀Y ⺈ ⺮ 5 ° 0.5sec;

3 ì ̇ ⺈ ˛ ɔ ھ ỷ ⺮ 2 Ḱ 10 ɬ /sec.

Note:

1.Preheating:25~150 ɬ , Time:60~90sec.

2.Peak Temp.:255 ° 5 ɬ , Duration:5 ° 0.5sec.

3. Cooling Speed: 2~10 ɬ /sec.

/ Resistance to Soldering Heat Test Conditions

□ ỷ χ 270 ° 5 ɬ ̀H ڑ χ 10 ° 1 sec. Temp.:270±5 Time:10±1 sec

/ Packaging SPEC.

̈Ω̣ ţ γ ŁŁ / BULK

Package Type 封装形式	Units 包装数量					Dimension 包装尺寸 (unit: mm3)		
	只袋	袋盒	只盒	盒箱	只箱	袋	盒	箱