TO-92LM NPN Silicon NPN transistor in a TO-92LM Plastic Package.

,

High voltage, small collector output capacitance.

,

High voltage switching and amplifier, color TV horiz driver, chroma output applications..

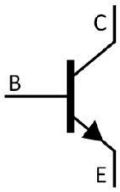



PIN1 Base PIN 2 Collector PIN 3 Emitter

See Marking Instructions.

Parameter	Symbol	Rating	Unit
Collector to Base Voltage	V_{CBO}	300	V
Collector to Emitter Voltage	V_{CEO}	300	V
Emitter to Base Voltage	V_{EBO}	7.0	V
Collector Current (DC)	I_C	100	mA
Base Current	I_B	50	mA
Collector Power Dissipation	P_C	900	mW
Junction Temperature	T_j	150	
Storage Temperature Range	T_{stg}	-55 150	

Parameter	Symbol	Test Conditions	Min	Typ	Max	Unit
Collector Cut-Off Current	I_{CBO}	V_{CB}=240V I_E=0			1.0	μA

Emitter

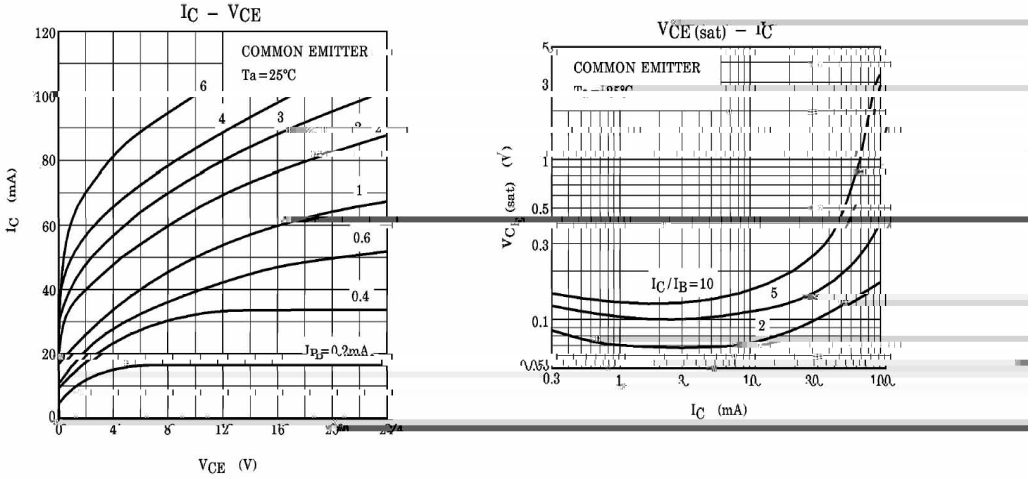
I_C – V_{CE}
COMMON EMITTER
Ta=25°C
6
4
3
1
0.6
0.4
I_B=0.2mA
I_C (mA)
V_{CE} (V)
$V_{CE(sat)}$ – I_C
COMMON EMITTER
I_C/I_B=10
5
2
$V_{CE(sat)}$ (V)
I_C (mA)

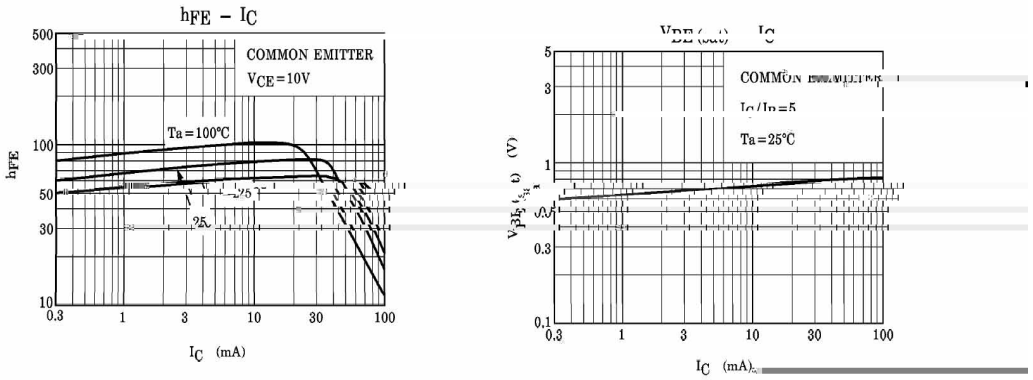
h_{FE} – I_C
COMMON EMITTER
V_{CE}=10V
Ta=100°C
25
h_{FE}
I_C (mA)
COMMON EMITTER
I_C/I_B=5
Ta=25°C
I_C (mA)

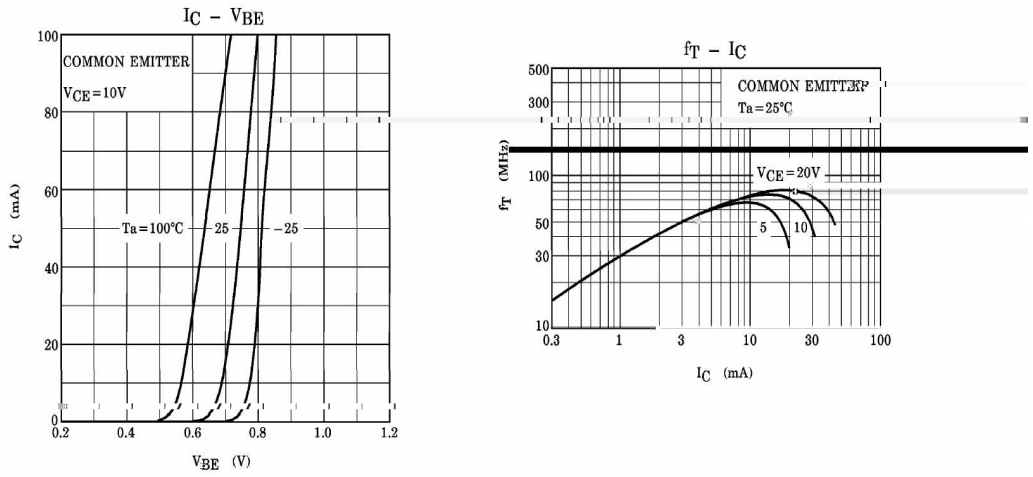
I_C – V_{BE}
COMMON EMITTER
V_{CE}=10V
Ta=100°C
25
−25
I_C (mA)
V_{BE} (V)
f_T – I_C
COMMON EMITTER
Ta=25°C
V_{CE}=20V
5
10
f_T (MHz)
I_C (mA)

TO-92LM Unit: mm

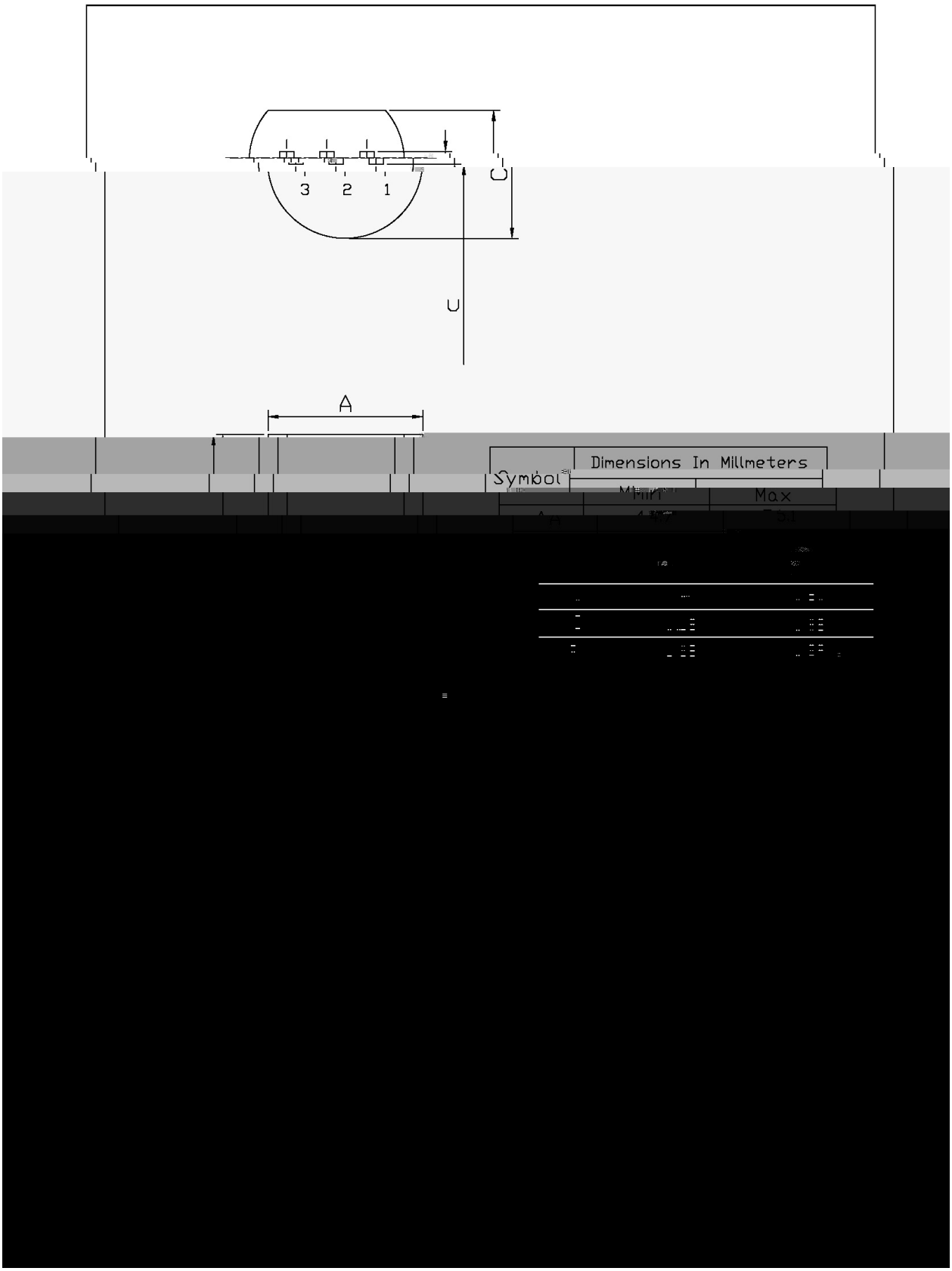



BR:

C2482

****

Note:

BR:	Company Code.
C2482:	Product Type.
****:	Lot No. Code,code change with Lot No.

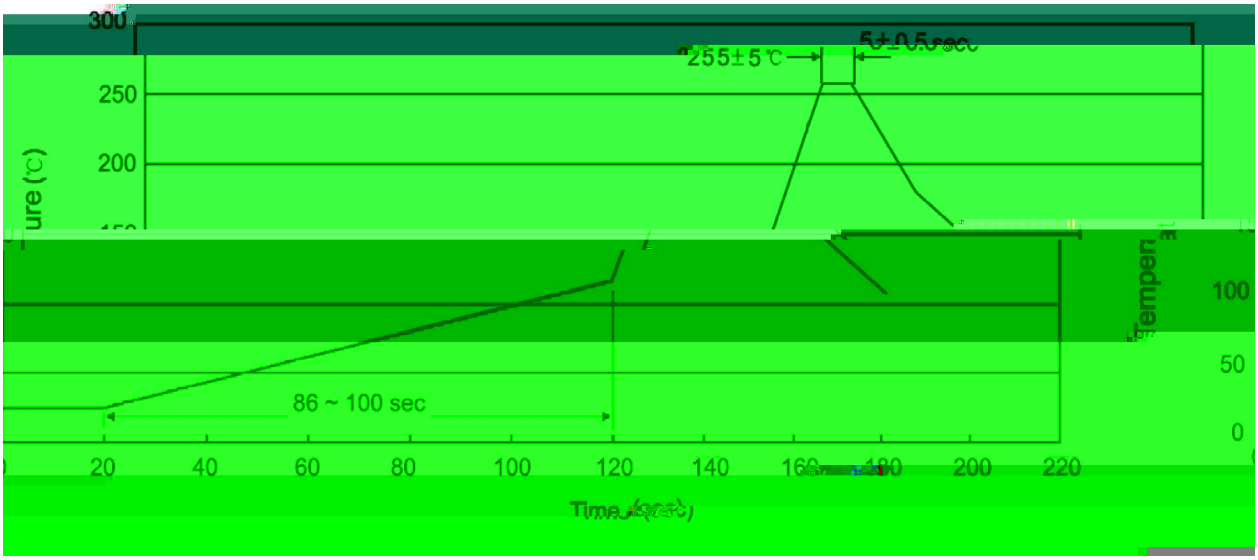
300
250
200
255±5℃
5±0.5sec
86 ~ 100 sec
100
50
0
20
40
60
80
100
120
140
160
180
200
220

| | | |