2SC2710

Rev.E Mar.-2016

蓝箭电子 BLUE ROCKET ELECTRONICS

DATA SHEET

/ Descriptions

TO-92 NPN Silicon NPN transistor in a TO-92 Plastic Package.

/ Features

, 2SA1150

High DC current gain, complementary pair with 2SA1150.

/ Applications

Audio amplifier applications.

/ Equivalent Circuit

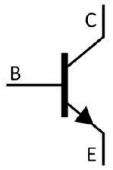

/ Pinning



PIN1 Base PIN 2 Collector PIN 3 Emitter

/ hFE Classifications & Marking

h_{FE} Classifications Symbol	O	Y
h_{FE} Range	100~200	160~320

Parameter	Symbol	Rating	Unit
Collector to Base Voltage	V_{CBO}	35	V
Collector to Emitter Voltage	V_{CEO}	30	V
Emitter to Base Voltage	V_{EBO}	5.0	V
Collector Current - Continuous	I_C	800	mA
Base Current - Continuous	I_B	160	mA
Collector Power Dissipation	P_C	300	mW
Junction Temperature	T_j	150	
Storage Temperature Range	T_{stg}	-55 150	

Parameter	Symbol	Test Conditions	Min	Typ	Max	Unit
Collector to Emitter Breakdown Voltage	V_{CEO}	I_C=10mA I_B=0	30			V
Collector Cut-Off Current	I_{CBO}	V_{CB}=30V I_E=0			0.1	A
Emitter Cut-Off Current	I_{EBO}	V_{EB}=5.0V I_C=0			0.1	A
DC Current Gain	$h_{FE(1)}$	V_{CE}=1.0V I_C=100mA	100		320	
	$h_{FE(2)}$	V_{CE}=1.0V I_C=700mA	35			
Collector-to-Emitter Saturation Voltage	$V_{CE(sat)}$	I_C=500mA I_B=20mA			0.5	V
Base-to-Emitter Voltage	V_{BE}	V_{CE}=1.0V I_C=10mA	0.5		0.8	V

CE

/ Electrical Characteristic Curve

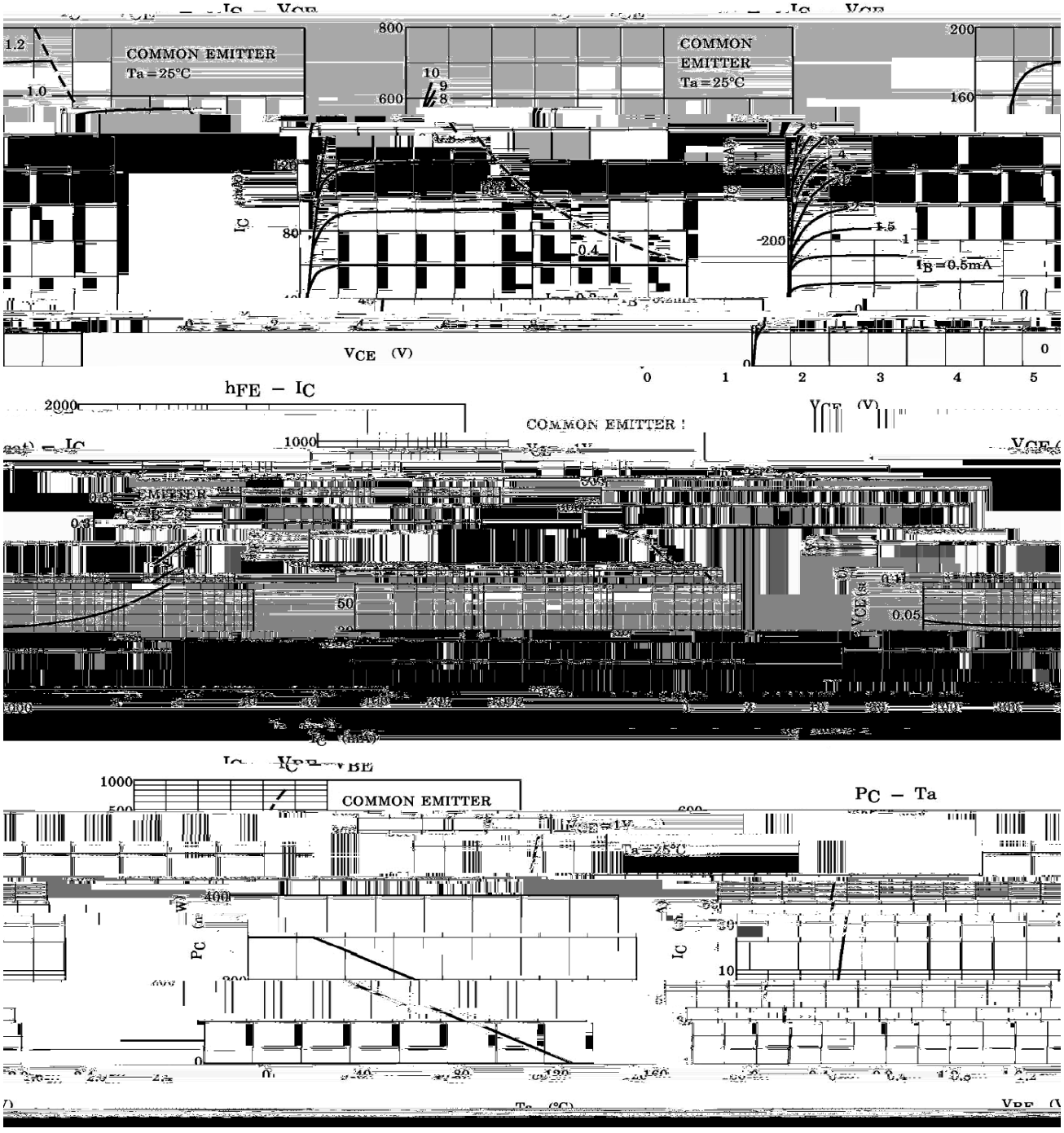

/ Package Dimensions



/ Marking Instructions

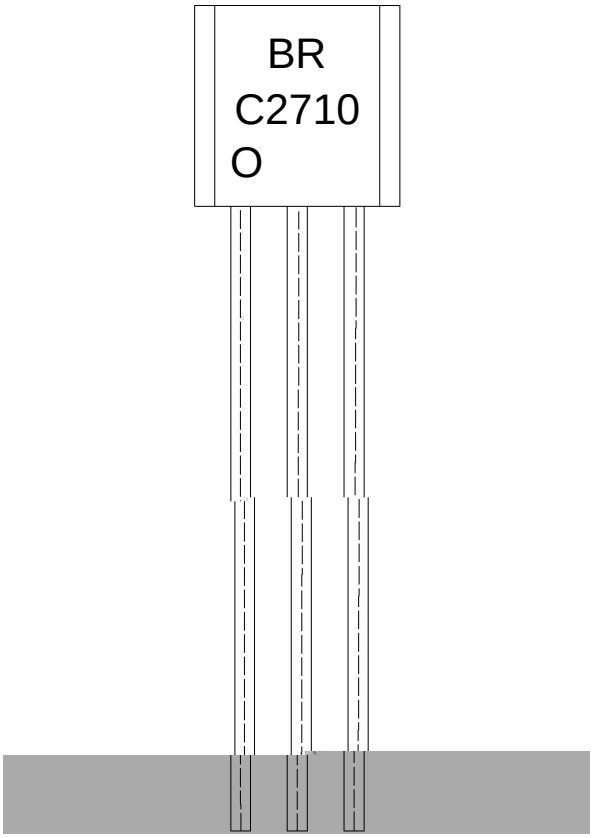

BR:

C2710

O: h_{FE}

****

Note:

BR:	Company Code.
C2710:	Product Type.
O:	h_{FE} Classifications Symbol
****:	Lot No. Code,code change with Lot No.

( ) / Temperature Profile for Dip Soldering(Pb-Free)



			Note:
1	25 150	60 90sec;	1.Preheating:25~150 , Time:60~90sec.
2	255±5	5±0.5sec;	2.Peak Temp.:255±5 , Duration:5±0.5sec.
3	2 10 /sec.		3. Cooling Speed: 2~10 /sec.

/ Resistance to Soldering Heat Test Conditions

270±5	10±1 sec.	Temp:270±5	Time:10±1 sec

/ Packaging SPEC.

/ BULK

Package Type 封装形式	Units 包装数量	Dimension 包装尺寸 (unit: mm3)