/ Descriptions

VRW056 Ṃ Ṃ Ŀ QSQ Æ Ṁ ɥ s ǁ ˥ Silicon NPN transistor in a SOT-23 Plastic Package.

/ Features

Ḥ ʒ ɸ ᴝ ᴞ ɪ ˈ ɯ ˋ

Low noise and high power gain.

/ Applications

ᴛ̂ ᴝ ᴞ ᴟ ʌ ᴞ ᴟ ᴝ ɷ ᴛ ɔ ɑ ᴟ ᴟ Ḥ ʒ ɸ ω̈ ᴚ

low noise amplifier at VHF, UHF and CATV band applications.

/ Equivalent Circuit

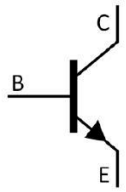

/ Pinning



PIN1 χ Base PIN 2 χ Emitter PIN 3 χ Collector

/ h_{FE} Classifications & Marking

h_{FE} Classifications Symbol	Q	R	S	T
h_{FE} Range	50 100	80 160	125 250	200 330
Marking	HR23	HR24	HR25	HR26

v ̈Ω̣ Parameter	ɬ N Symbol	̈Ω̣ Ö Rating	D Ɉ Unit
Collector to Base Voltage	V_{CBO}	20	V
Collector to Emitter Voltage	V_{CEO}	12	V
Emitter to Base Voltage	V_{EBO}	3.0	V
Collector Current	I_C	100	mA
Collector Power Dissipation	P_C	200	mW
Junction Temperature	T_j	150	
Storage Temperature Range	T_{stg}	-55 150	

v ̈Ω̣ Parameter	ɬ N Symbol	⊥ ;ˇ Ţ Test Conditions	ω̣ ṇ Ö Min	Ɛ ʒ Ö Typ	ω̣ ᶻ Ö Max	D Ɉ Unit
Collector Cut-Off Current	I_{CBO}	V_{CB}=10V I_E=0			1.0	A

/ Electrical Characteristic Curve

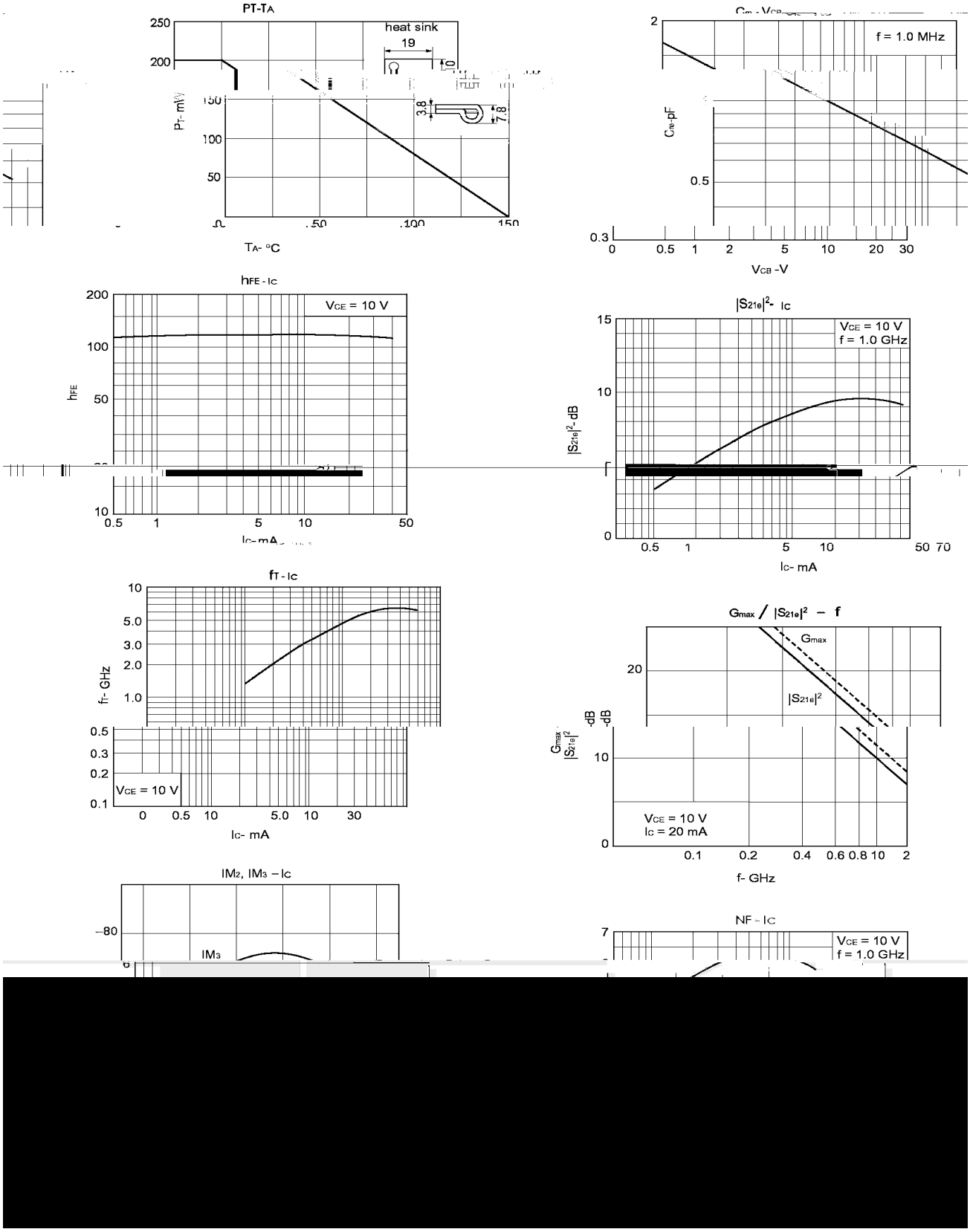

/ Package Dimensions



/ Marking Instructions

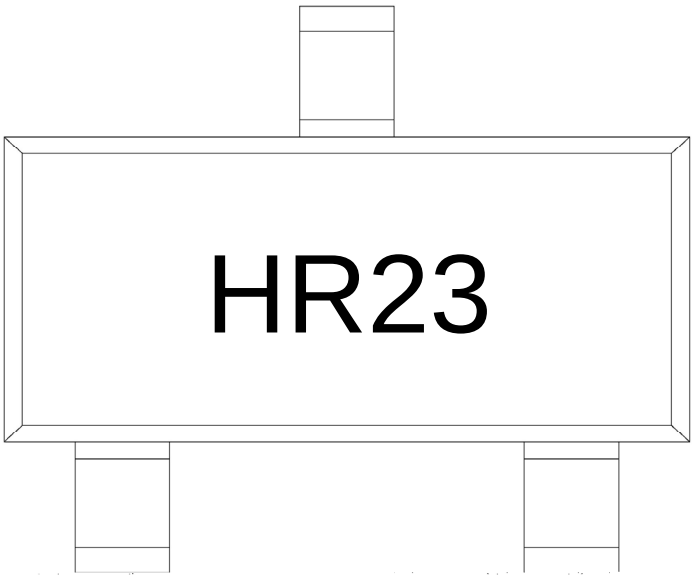

ب ˝ χ

K χ ѭ ʒ ᴵ Ɱ

U56 χ ѭ ʒ ᴺ Ɱ

Note:

K χ Company Code

U56 χ Product Type Code

( ) / Temperature Profile for IR Reflow Soldering(Pb Y