/ Descriptions

WO0220I ṂṂ Ł NPN ÆṀ ɥ s ǁ ˥ Silicon NPN transistor in a TO-220F Plastic Package.

/ Features

Ɯ ɔ я ɹ ı ɟ ɔ ǁ ɟ ɔ ḳ ṇ ı Ḡ ʊ Ṫ Ă ɲ Ḵ

High breakdown voltage, low collector output capacitance, wide SOA.

/ Applications

ɤ̂ ̂ ̂ Ẽ ɔ ̋ ŷ ʒ ɟ ʒ ɑ̀ ɭ ʒ ω̤ ʑ

Ideal for Color TV chroma output and amplification of video signals.

/ Equivalent Circuit

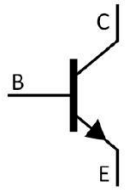

/ Pinning



PIN1 χ Base PIN 2 χ Collector PIN 3 χ Emitter

/ h_{FE} Classifications & Marking

h_{FE} Classifications Symbol	D	E
h_{FE} Range	60 120	100 200

v ̈Ω̣ Parameter	ɬ Symbol	̈Ω̣Ö Rating	D Ɉ Unit
Collector to Base Voltage	V_{CBO}	300	V
Collector to Emitter Voltage	V_{CEO}	300	V
Emitter to Base Voltage	V_{EBO}	5.0	V
Collector Current - Continuous	I_C	100	mA
Collector Power Dissipation	P_C	2.0	W
Collector Power Dissipation	P_C(Tc=25)	10	W
Junction Temperature	T_j	150	
Storage Temperature Range	T_{stg}	-55 150	

v ̈Ω̣ Parameter	ɬ Symbol	⅃ ⁝ ̊ Ţ Test Conditions	ω̣ ṇ Ö Min	Ɛ ʒ Ö Typ	ω̣ ᶻ Ö Max	D Ɉ Unit
Collector to Base Breakdown Voltage	V_{CBO}	I_C=50μA I_E=0	300			V
Collector to Emitter Breakdown Voltage	V_{CEO}	I_C=100μA I_B=0	300			V
Emitter to Base Breakdown Voltage	V_{EBO}	I_E=50μA I_C=0	5.0			V
Collector Cut-Off Current	I_{CBO}	V_{CB}=200V I_B=0			0.5	μA
Emitter Cut-Off Current	I_{EBO}	V_{EB}=4.0V I_B=0			0.5	μA
DC Current Gain	h_{FE}	V_{CE}=10V I_C=10mA	60		200	

/ Marking Instructions

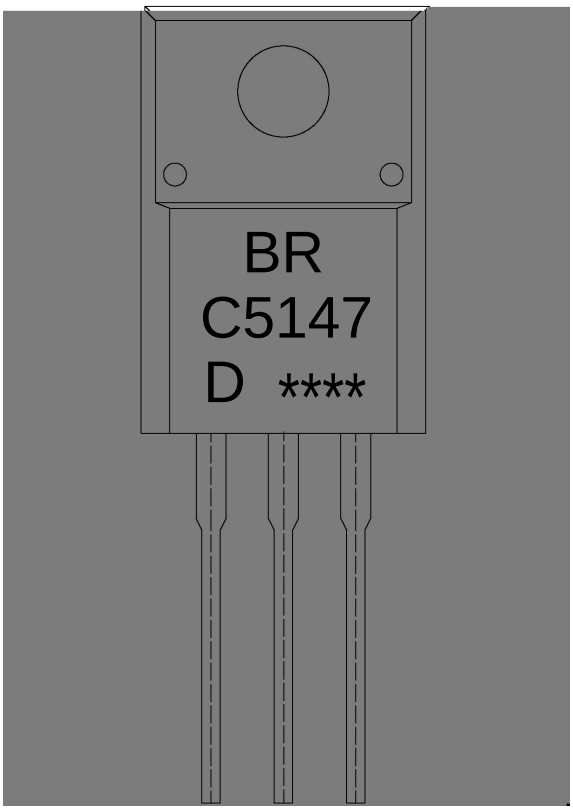

ب ˝ χ

BR χ	ⱶ ⱷ ⱹ
C514 : χ	ⱶ ⱷ ⱹ
D=	ⱶ h_{FE} ʿ ⁶ ⱹ
---- χ	ⱶ ⱺ ⱻ ⱼ ⱽ Ȿ Ɀ ⱺ ⱻ ⱼ ⱽ Ȿ Ȿ Ȿ

Note:

BR:	Company Code.
C5147:	Product Type.
D:	h_{FE} Classifications Symbol
****:	Lot No. Code, code change with Lot No.