2SC5198

Rev.E Mar.-2016

蓝箭电子 BLUE ROCKET ELECTRONICS

DATA SHEET

/ Descriptions

TO-3P NPN Silicon NPN transistor in a TO-3P Plastic Package.

/ Features

70W 2SA1941

Recommend for 70W high fidelity audio frequency amplifier output stage, Complementary to 2SA1941.

/ Applications

Power amplifier applications.

/ Equivalent Circuit

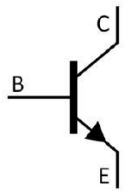

/ Pinning



PIN1 Base PIN 2 Collector PIN 3 Emitter

/ h_{FE} Classifications & Marking

h_{FE} Classifications Symbol	R	O
h_{FE} Range	55~110	80~160

Parameter	Symbol	Rating	Unit
Collector to Base Voltage	V_{CBO}	140	V
Collector to Emitter Voltage	V_{CEO}	140	V
Emitter to Base Voltage	V_{EBO}	5.0	V
Collector Current - Continuous	I_C	10	A
Peak Collector Current	I_{CP}	20	A
Base Current	I_B	1.0	A
Collector Power Dissipation	$P_{C(TC=25\ )}$	100	W
Junction Temperature	T_j	150	
Storage Temperature Range	T_{stg}	-55 150	

Parameter	Symbol	Test Conditions	Min	Typ	Max	Unit
Collector to Base Breakdown Voltage	V_{CEO}	I_C=50mA I_B=0	140			V
Collector Cut-Off Current	I_{CBO}	V_{CB}=140V I_E=0			5.0	A
Emitter Cut-Off Current	I_{EBO}	V_{EB}=5.0V I_C=0			5.0	A
DC Current Gain	$h_{FE(1)}$	V_{CE}=5.0V I_C=1.0A	55		160	
	$h_{FE(2)}$	V_{CE}=5.0V I_C=5.0A	35	83		
Collector to Emitter Saturation Voltage	$V_{CE(sat)}$	I_C=7.0A I_B=0.7A		0.3	2.0	V
Base to Emitter Voltage	V_{BE}	V_{CE}=5.0V I_C=5.0A		0.9	1.5	V
Transition Frequency	f_T	V_{CE}=5.0V I_C=1.0A		30		MHz

/ Electrical Characteristic Curve

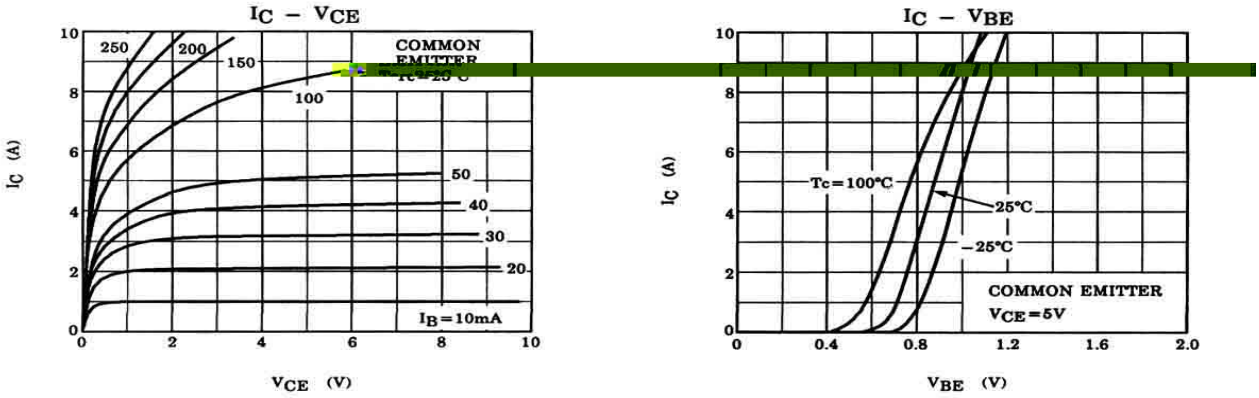

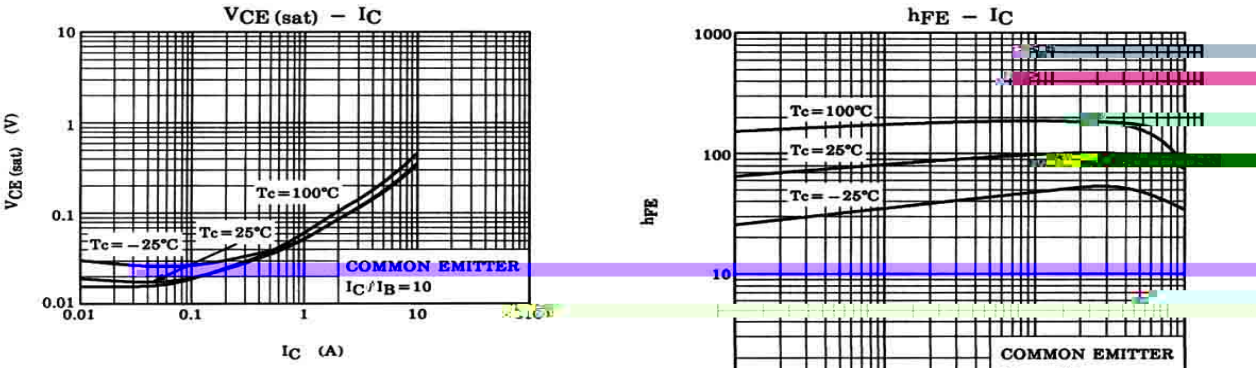

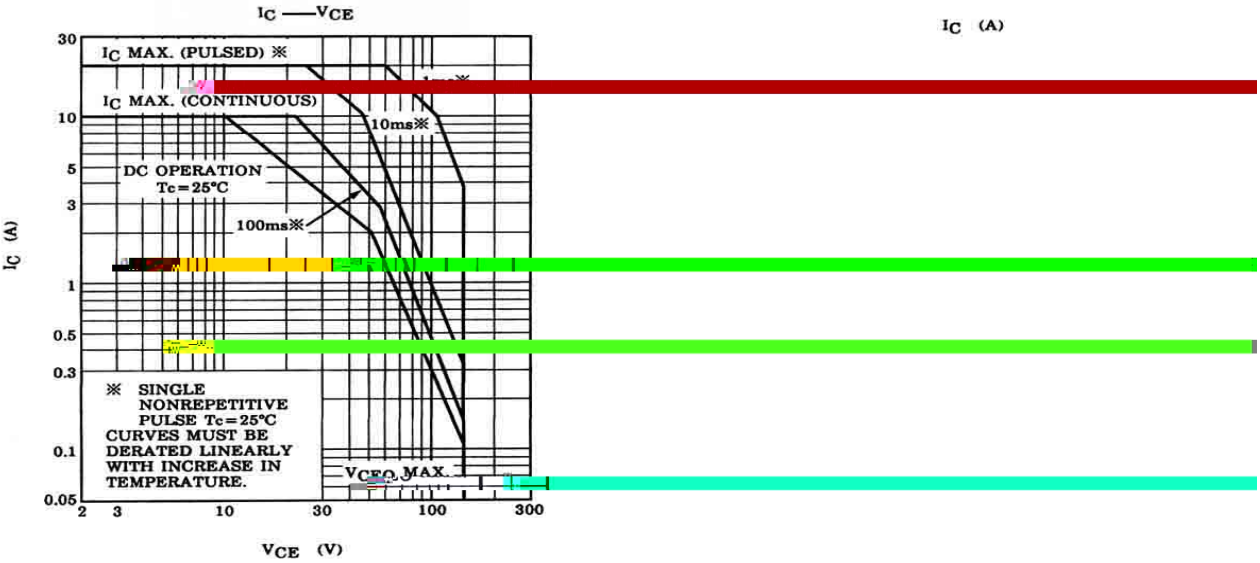

/ Package Dimensions

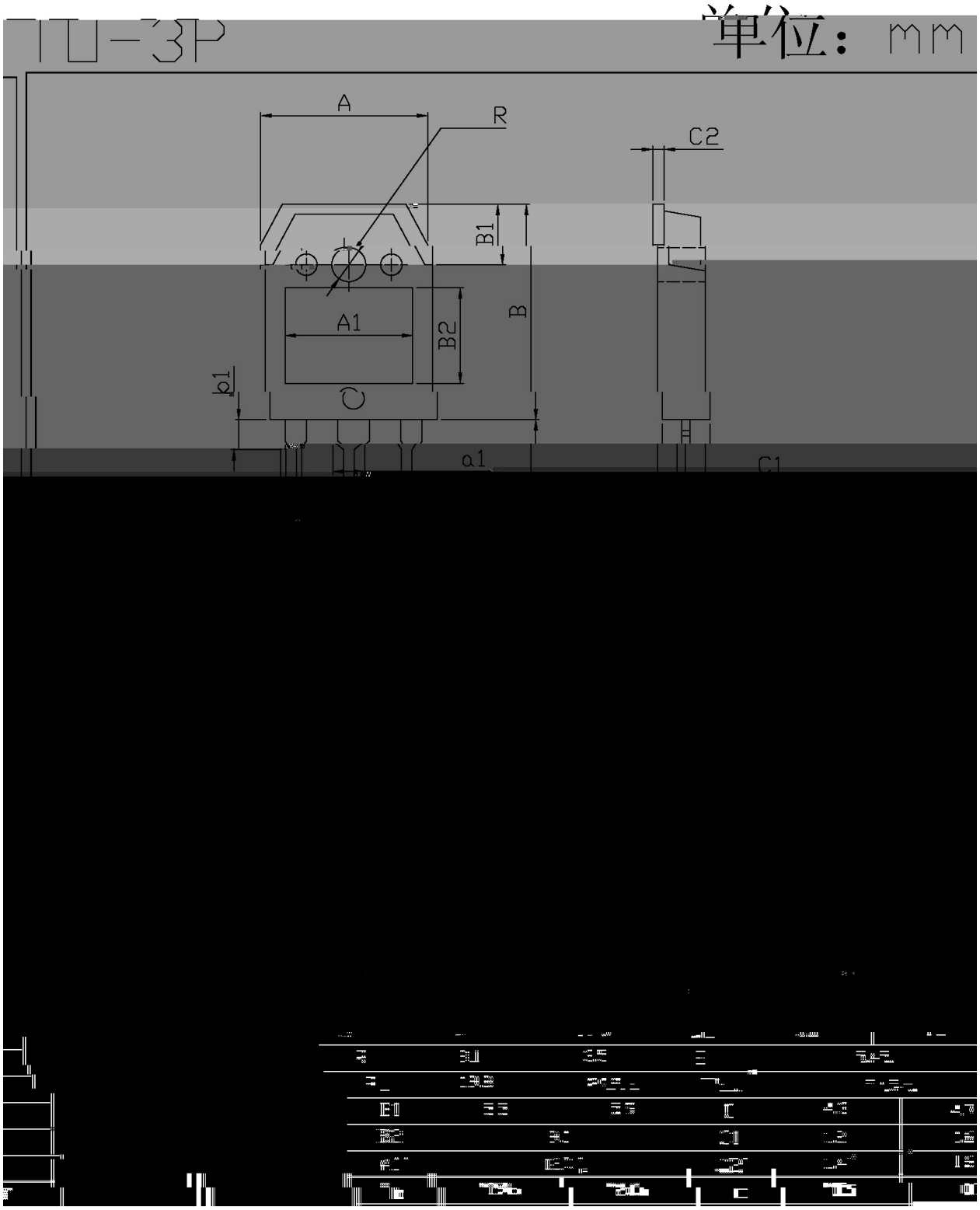

( ) / Temperature Profile for Dip Soldering(Pb-Free)

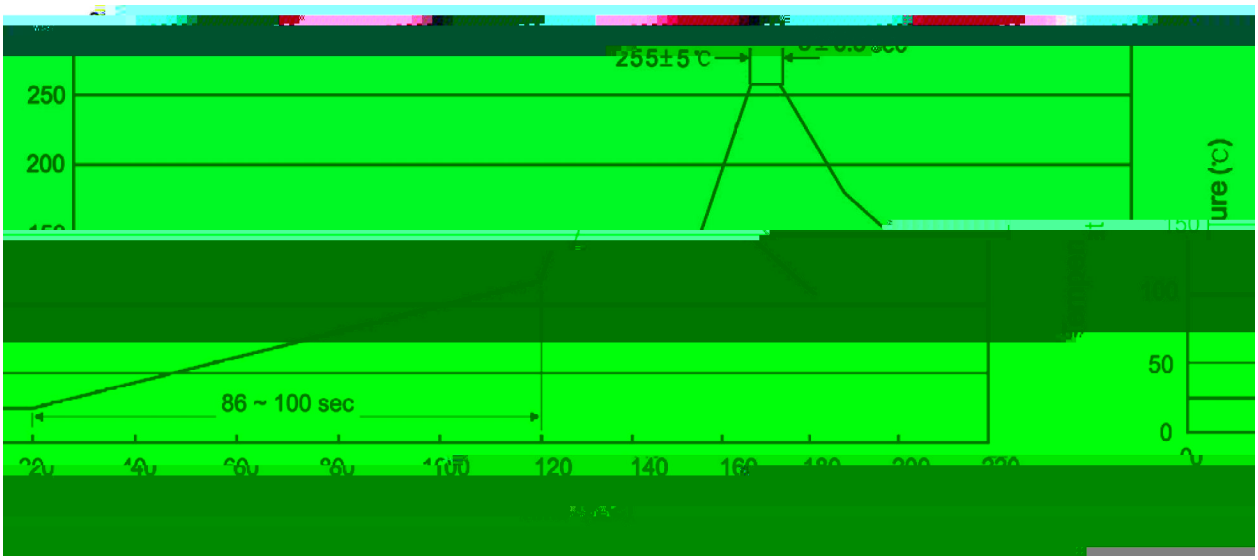

					Note:
1	25	150	60	90sec;	1.Preheating:25~150 , Time:60~90sec.
2	255±5			5±0.5sec;	2.Peak Temp.:255±5 , Duration:5±0.5sec.
3		2	10	/sec.	3. Cooling Speed: 2~10 /sec.

/ Resistance to Soldering Heat Test Conditions

270±5	10±1 sec.	Temp.:270±5	Time:10±1 sec

[illegible]