TO-92 PNP

Parameter	Symbol	Rating	Unit
Collector to Base Voltage	V_{CBO}	-40	V
Collector to Emitter Voltage	V_{CEO}	-25	V
Emitter to Base Voltage	V_{EBO}	-6.0	V
Collector Current - Continuous	I_C	-1.5	A
Base Current - Continuous	I_B	-0.5	A
Collector Power Dissipation	P_C	1.0	W
Junction Temperature	T_j	150	
Storage Temperature Range	T_{stg}	-55 150	

Parameter Symbol 2 578.1803 Tm-0Tj(uous)-12205.7(l)]TJ7.70.58037.02di0 7.s0 T

/ Electrical Characteristic Curve

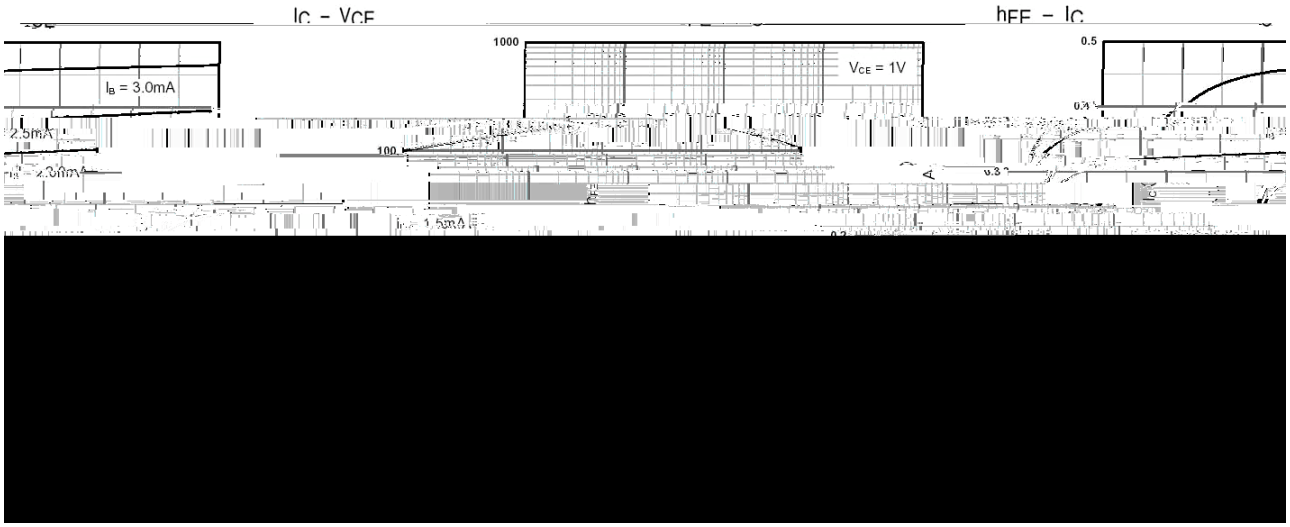

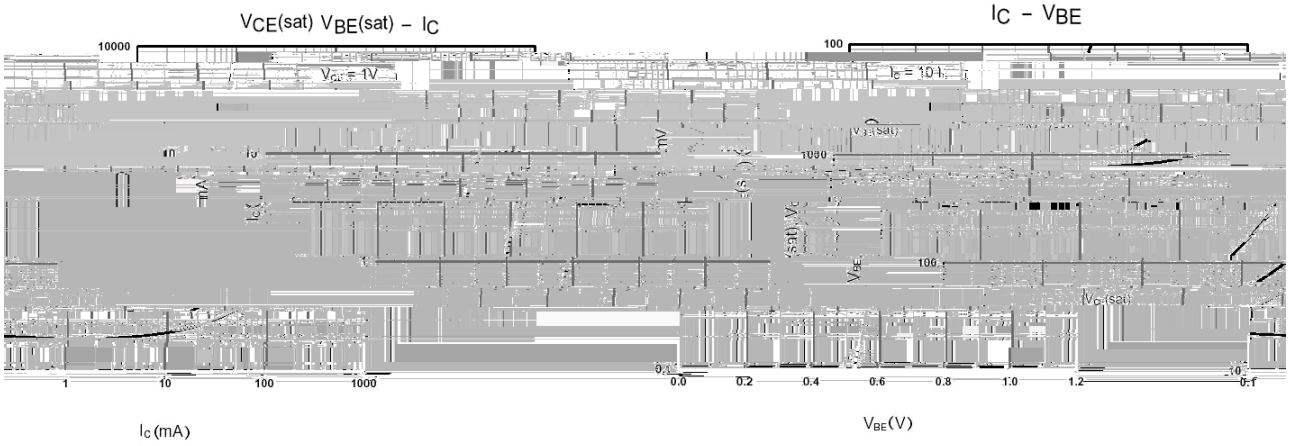

/ Package Dimensions



( ) / Temperature Profile for Dip Soldering(Pb-Free)

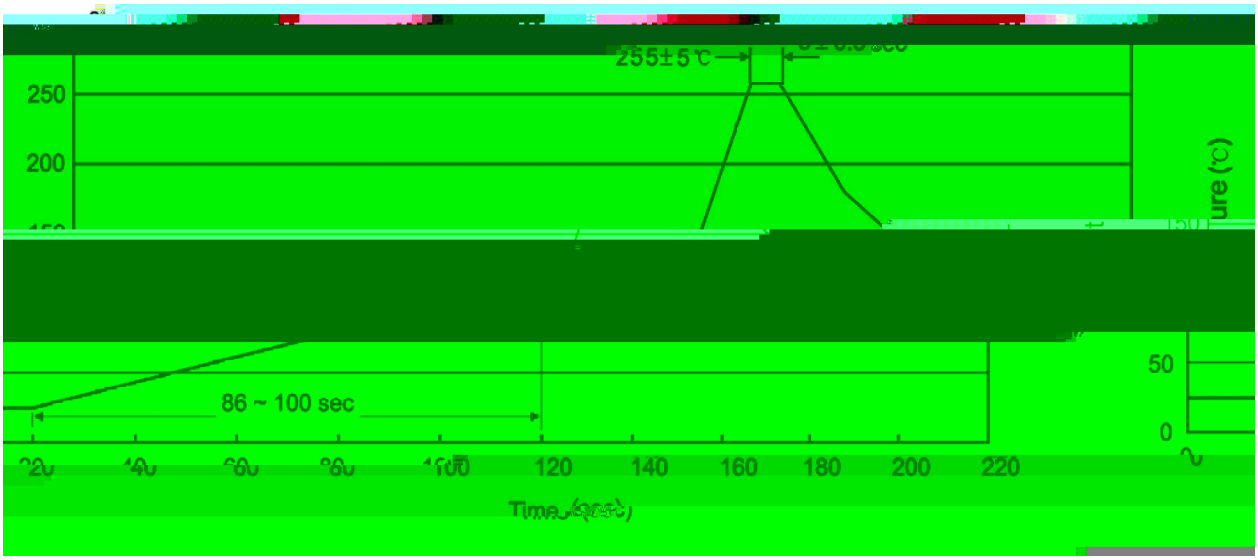

					Note:
1		25	150	60 90sec;	1.Preheating:25~150 , Time:60~90sec.
2		255±5		5±0.5sec;	2.Peak Temp.:255±5 , Duration:5±0.5sec.
3			2 10	/sec.	3. Cooling Speed: 2~10 /sec.

/ Resistance to Soldering Heat Test Conditions

270±5	10±1 sec.	Temp.:270±5