TO-263 Voltage Regulator in a TO-263 Plastic Package.

1.5A,

3-Terminal regulators ,output current up to 1.5A, internal thermal overload protection and short-circuit limiting.

Voltage Regulator.

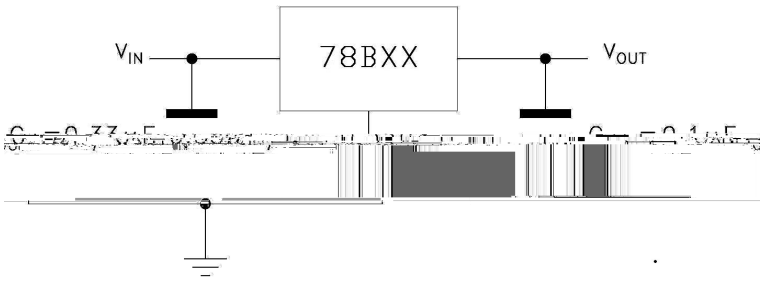



PIN1 IN PIN 2 4 GND PIN 3 OUT

See marking instructions.

Parameter	Symbol	Rating	Unit
Input voltage	V_I	35	V
Thermal Resistance Junction to Ambient	$R_{\theta JA}$	50	/W
Thermal Resistance Junction to Case	$R_{\theta JC}$	5.0	/W
Operating Temperature Range	T_{OPR}	0 125	
Storage Temperature Range	T_{stg}	-65 150	

Parameter	Symbol	Test Conditions	Min	Typ	Max	Unit
Output voltage	V_O	T_j=25	14.4	15	15.6	V
		V_i=17.5V-30V Io=5.0mA-1.0A PD≤15W	14.25	15	15.75	V
Load Regulation	Vo	T_j=25 Io=5.0mA-1.5A			300	mV
		T_j=25 Io=250mA-750mA			150	mV
Line regulation	Vo	T_j=25 V_i=17.5V-30V			300	mV
		T_j=25 V_i=20V-26V			150	mV
Quiescent Current	Id	T_j=25			8.0	mA
Quiescent Current Change	Id	Vi=17.5V-30V			1.0	mA
		Io=5.0mA-1.0A			0.5	mA
Output Voltage Drift	Vo/ T	Io=5.0mA		-1.0		mV/
Output Noise Voltage	eN	B=10Hz-100KHz T_j=25		90		μV/Vo
Supply Voltage Rejection	SVR	Vi=18.5V-28.5V f=120Hz	54			dB
Ripple Rejection	Vd	Io=1A T_j=25		2.0		V
Output Noise Voltage	Ro	f=1.0KHz		19		mΩ
Short Circuit Current	Isc	V_i=35V T_j=25		0.23		A
Peak Current	Iscp	T_j=25		2.2		A


Vi-Vo —Tj
Tj (℃)
Vo — Tj
Vo (V)
15. 2
15. 1
Vo= 15V
Io=20mA
Vo= 15V
Io=500mA

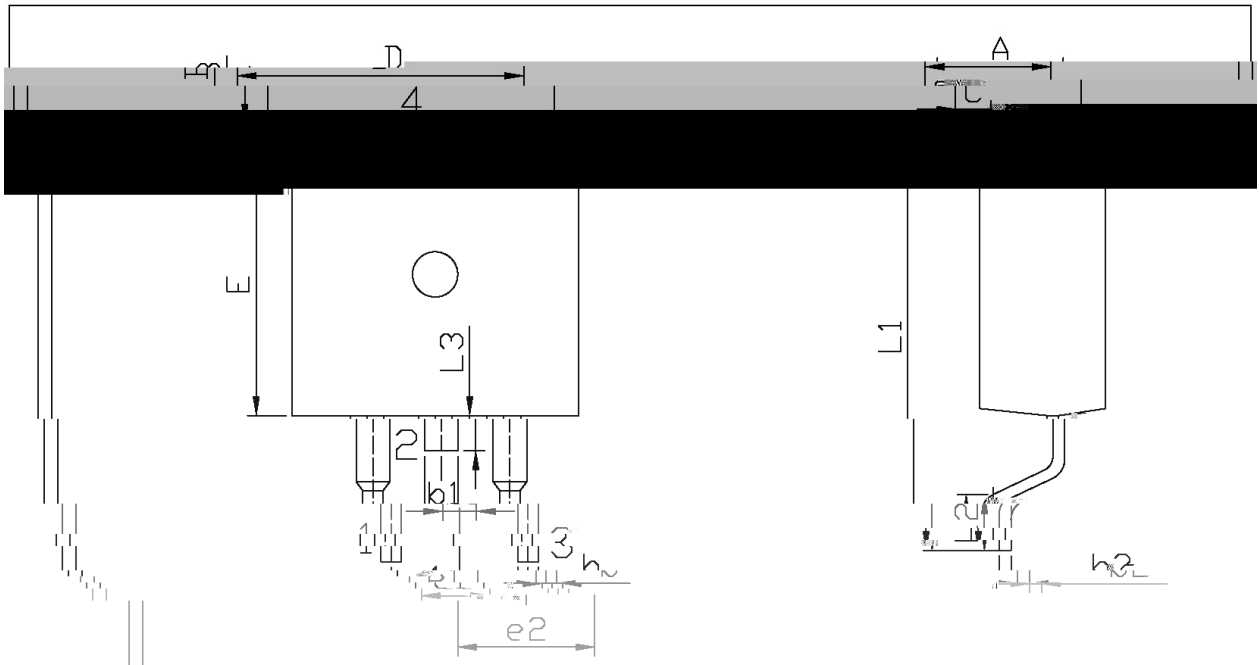

单位：mm

Dimensions In Millimeters					
Symbol	Min	Max	Symbol	Min	
			E	9.00	
A	4.30	4.70	e1	2.34	
B	1.00	1.40			
b1	1.15	1.35	L1		

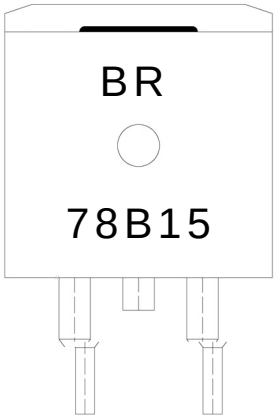

BR

78B15

****

Note:

BR:	Company Code.
78B15:	Product Type.
****:	Lot No. Code, code change with Lot No.

Temperature Profile for IR Reflow Soldering(Pb-Free)

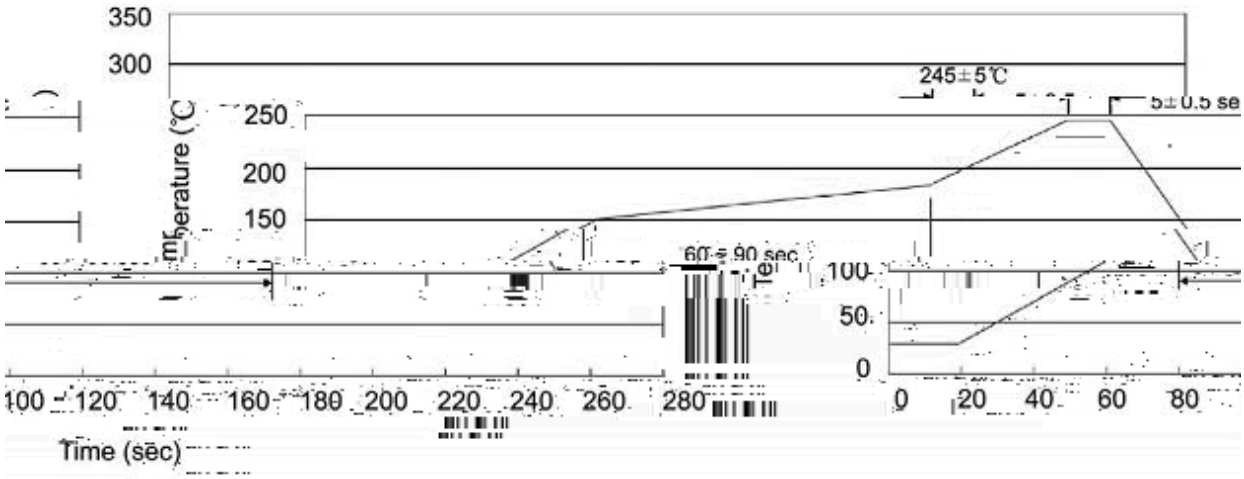

Note:

1 150 180