/ Descriptions

Ṃ Ṃ Ŀ ɔ ɾ ɿ ̃Ǫ ʜ

/ Features

ʂ ʍ ʎ ɾ ɿ ̃Ǫ ʜ ɪ ʒ̧ ɔ ʟ ɤ ʒ̈ 318D/ ɲ ɸ ص̧ ɲ̊ ʒ ï ˜ ˜ ث ں ɪ ŋ̀ ɾ β

/ Applications

ɔ ɾ ɿ ̃Ǫ ʜ

/ / Equivalent Circuit or Application Circuit

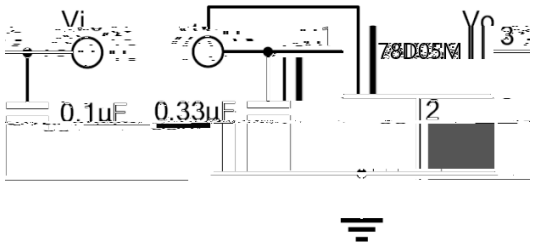

/ Pinning

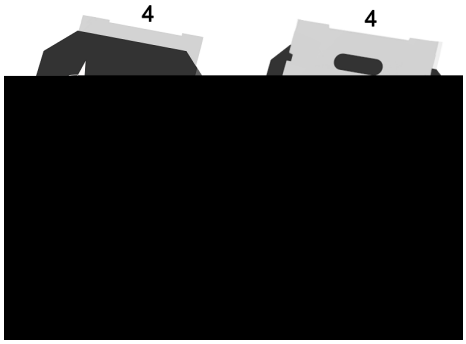

X X X

/ Marking

ð ʍ ʎ ب ˝

/ Absolute Maximum Ratings(Ta=25)

V Ω̈	ɿ N	Ω̈ Ö	D Ḫ
	θ		
	θ		

/ Electrical Characteristics(V_i=10V,I_o=350mA,T_j=0 ~125 ,unless otherwise specified

V Ω̈	ɿ N	⅃ ⁝ ˣ T	ω̇ ṇ Ö	Ɛ ʒ Ö	ω̇ ᶻ Ö	D Ḫ
						μ

/ Electrical Characteristic Curve





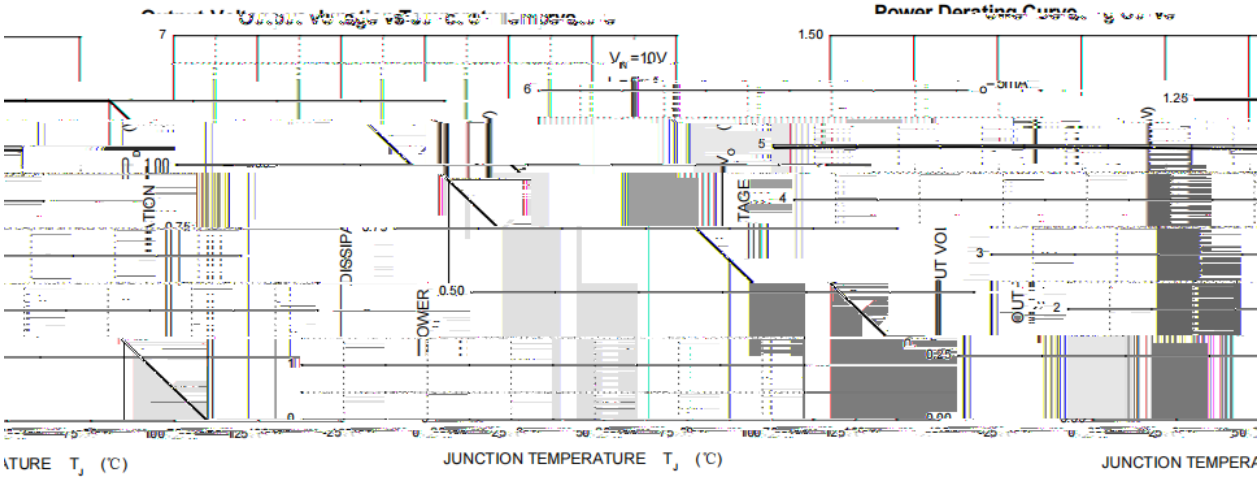

/ Package Dimensions

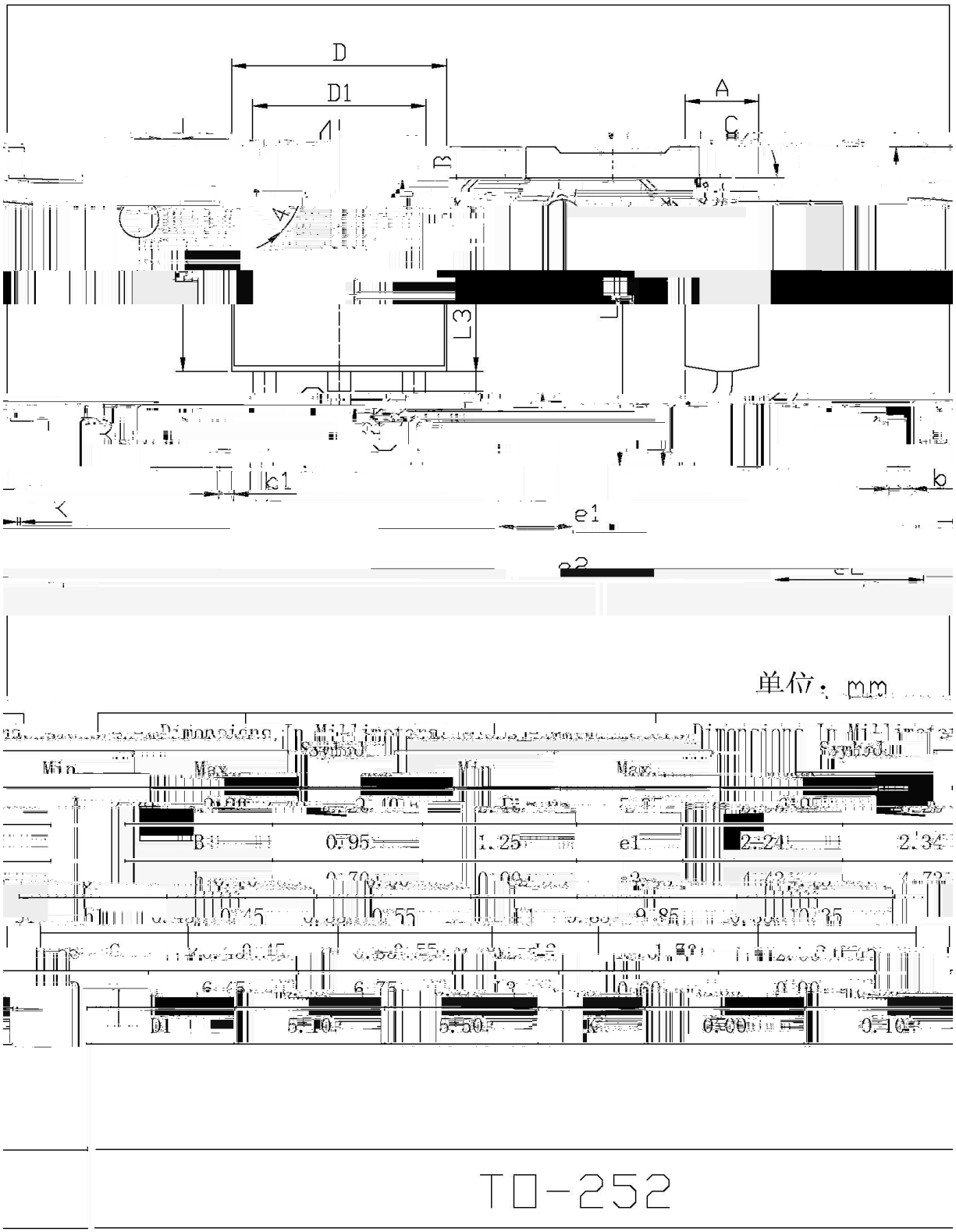

TO-252

/ Marking Instructions

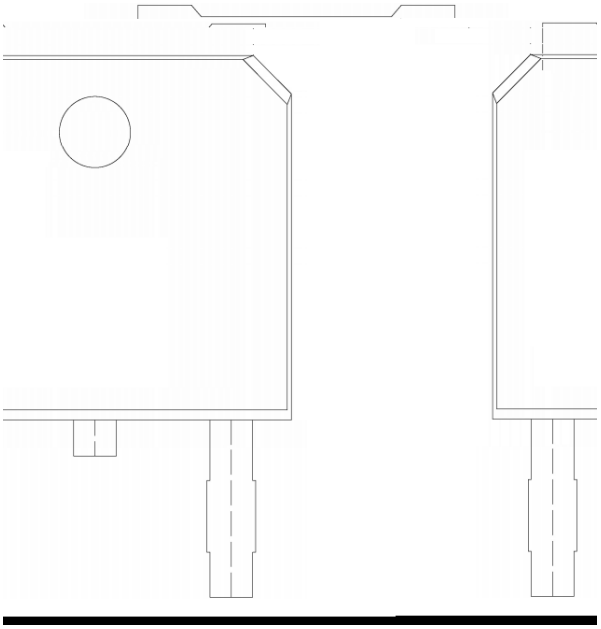

ب ˝ χ

EU χ ⌘ ⅋ ᴵ Ɱ

: ; G38 P χ ⌘ ⁊ ᵝ ⅋ ᴺ

---- χ ⌘ ⅎ ⁊ ή ᴺ Ɱ ι ⅋ ⅎ ⁊ ή ᴺ ψ ק

/ Notices

Λɔ ċ ɮ ƧϤ ϒ ⁼ ɮ ˛ ϒ ò □ ʠ ų ɻ ώ ɹ Ӈ ļ ▾ └ ɔ ķ ⁼ ϗ ļ ▾ └ ɔ ķ ı Ӈ ļ ▾ └ ɔ ķ ò □ Æ ŧ ɔ ɹ ɔ ķ ı ϗ ļ ▾ └ ɔ ķ ò □ Æ ŧ Ɑ ɔ ķ ı ħ ɮ ˛ ϒ ɔ ɹ ɔ ķ ķ ˛ á ɲ ɻ Ӈ ɮ Ƨϒ ϒ ɔ ɹ ɔ ķ ķ ˛ ı ɠ Ƀ è ɔ Ή ɮ ˛ ɔ я ɾ ѭ ɮ Ƨϒ ϒ ų ṕ Ή ı Ƶ Ṅ ▾ └ ɔ ķ ˙ ˛ ő ı ǐ ˛ ġ ɔ ċ ɮ Ƨϒ ⁼ ɮ ˛ Ậ ű ώ ɹ

Λ ɮ Ƨϒ ϒ ⁼ ɮ ˛ ϒ я Ţ j ǐ θ ƶ ı θ ƶ ˛ ҷ Ω ѯ ' Ό ѫ ∪ Ӈ ı ǎ ƶ ı ǎ ħ Ę ɔ ◊ Ψ ϼ ų ƶ Λ ˛ Ⅱ ∪ ɔ я Ή ı ǐ h ` ϒ Ω q ɔ ċ ɮ Ƨϒ ϒ ⁼ ɮ ˛ ϒ я Ţ ̂ j ǐ θ ņ ı Ӈ ώ ņ я Ţ Ή h ẽ ϖ ɮ ˛ ϒ ḧ ό ƫ ʛ Æ ŧ Ή ı ф ˛ ϰ ᵀ ǎ Ɜ ɮ ˛ ɔ Ⅱ ϕ ϥ ë ♬ ҷ ⁼ Ṃ Ł ı ǎ ı Ǐ Ο ᵀ ي ɮ Ƨϒ ɮ ˛ я Ţ ı Ɜ - ϔ ϒ ϰ Ω ♬ ù ` ı ɠ Ƀ ϔ Ω * Ẃ Ṫ Ă □ ẙ ˛ ƫ ɲ ф Ƨϒ ♬ Ɜ ï ↑ õ

Λ Ę ϔ Ω ϒ ϰ Ḿ ı ˛ ό ļ ∂ ˛ ϶ ã ϔ Ω * Ẃ Ṫ Ă Ή ě ɔ ע ᴸ ⅝ ˛ Ủ ı ϔ Ω ϒ ϰ ϕ ϥ Ή ı Ƶ Χ ` ǎ Ɜ ɔ ċ ɮ Ɜ ï ù Ạ ε ƀ χ ɯ ɾ ⫤ ⫫ ѽ я ⁼ ѽ ⫫ Ɜ ï ζ ı ѿ ώ ˝ Ή ầ Ẃ ϶ я ǐ ˙ ã ɔ ɻ ⫤ ⫫ Ḿ ɔ ċ ϒ Æ ` ı ɠ Ƀ ɔ ċ ầ Ẃ ♪ ⅓ ˛ ѿ