/ Descriptions

TO-92 Voltage Regulator in a TO-92 Plastic Package.

/ Features

100mA,

3-Terminal regulators ,output current up to 100 mA, internal thermal overload protection and short-circuit limiting.

/ Applications

Voltage Regulator.

/ / Equivalent Circuit or Application Circuit

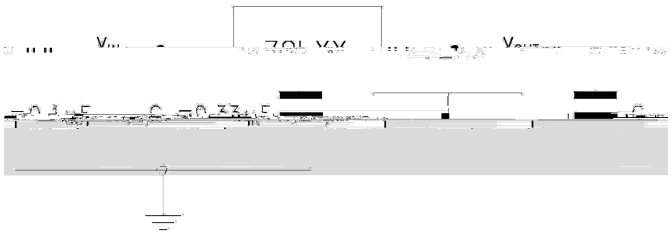

/ Pinning



PIN1 OUT PIN 2 IN PIN 3 GND

/ Marking

See Marking Instructions.

/ Absolute Maximum Ratings(Ta=25)

Parameter	Symbol	Rating	Unit
Input voltage	V_I	-35	V
Output current	I_O	100	mA
Operating Temperature Range	T_{OPR}	-40 125	
Power Dissipation	P_D	625	mW
Storage temperature range	T_{stg}	-65 150	

/ Electrical Characteristics(Ta=25)

Parameter	Symbol	Test Conditions	Min	Typ	Max	Unit
Output voltage	V_O	I_O 40mA T_j=25	-4.80	-5.0	-5.2	V
		-7.5V V_{in} -20V 5mA I_{out} 100mA	-4.75	-5.0	-5.25	
Line Regulation	REGline	-7.5V V_{in} -20V Io=40mA T_j=25		50	150	mV
Load Regulation	REGload	5mA I_{out} 100mA T_j=25		20	60	
		5mA I_{out} 40mA T_j=25		10	30	
Bias current	I_Q	I_{out}=0 T_j=25		3	6	mA
Bias current change	I_Q	-8V V_{in} -20V			1.5	
		1mA I_{out} 40mA			0.1	
Output noise voltage	V_N	10Hz f 100KHz T_j=25		40		V
Ripple rejection	RR	f=120Hz -8V V_{in} -18V	41	49		dB
Dropout voltage	V_D	T_j=25		1.7		V

/ Electrical Characteristic Curve

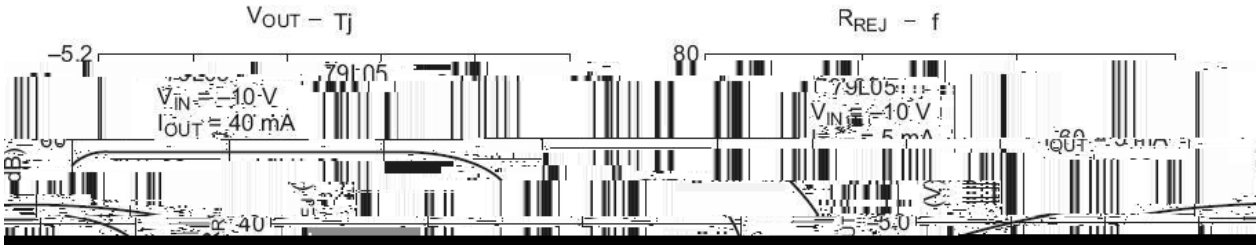

/ Package Dimensions



/ Marking Instructions

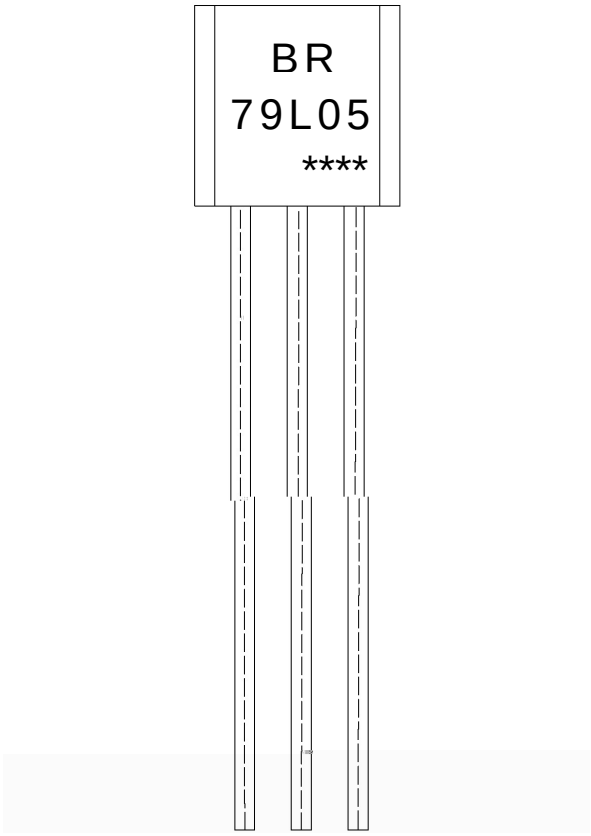

BR

79L05

****

Note:

BR:	Company Code
79L05:	Product Type
****:	Lot No. Code, code change with Lot No

G PD t … • Ž ¢ (x /) / Temperature Profile for Dip Soldering(Pb-Free)



ª ¢ y

1o• Ä ½ “ † 25 ½150 - k ž • 60 ½90sec;

2o• Q › “ † 255 r5 - k ž • 4 Ò 5 r0.5sec;

3o•D N ò i Ò 0 , † 2 ½10 - /sec.

Note:

1.Preheating:25~150 - , Time:60~90sec.

2.Peak Temp.:255 r5 - , Duration:5 r0.5sec.

3. Cooling Speed: 2~10 - /sec.

ÂD /Cã p ¯ »] / Resistance to Soldering Heat Test Conditions

“ † y 270 r5 -	ž • y 10 r1 sec.	Temp.:270±5	Time:10±1 sec

G P á / Packaging SPEC.

• ^ x / BULK

Package Type 7>û ˜ E	Units ;>û ¦H	Dimension ;>û p . (unit ÆEmm3)