9015W

Rev.E Mar.-2016

DATA SHEET

˜Yت / Descriptions

SOT-323 PNP Silicon PNP transistor in a SOT-323 Plastic Package.

◕ È / Features

P_C ,h_{FE} , 9014W

Hig P_C and I_C, excellent h_{FE} linearity, complementary pair with 9014W.

४ ي / Applications

Low frequency, low noise pre-amplifier.

Л ڤ ̃ ̇ ̃ ع ≠ / Equivalent Circuit

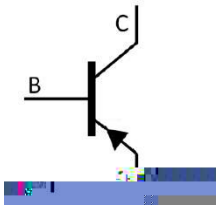

ã ⅄ ʊ ̃ / Pinning



PIN1 Emitter PIN 2 Base PIN 3 Collector

ŁL ʜ ̇ / Marking

h_{FE} Classifications Symbol	A	B	C
h_{FE} Range	60 150	100 300	200 600
Marking	HM6A	HM6B	HM6C

Parameter	Symbol	Rating	Unit
Collector to Base Voltage	V_{CBO}	-50	V
Collector to Emitter Voltage	V_{CEO}	-45	V
Emitter to Base Voltage	V_{EBO}	-5.0	V
Collector Current - Continuous	I_C	-100	mA
Collector Power Dissipation	P_C	250	mW
Junction Temperature	T_j	150	
Storage Temperature Range	T_{stg}	-55 150	

Parameter Symbol

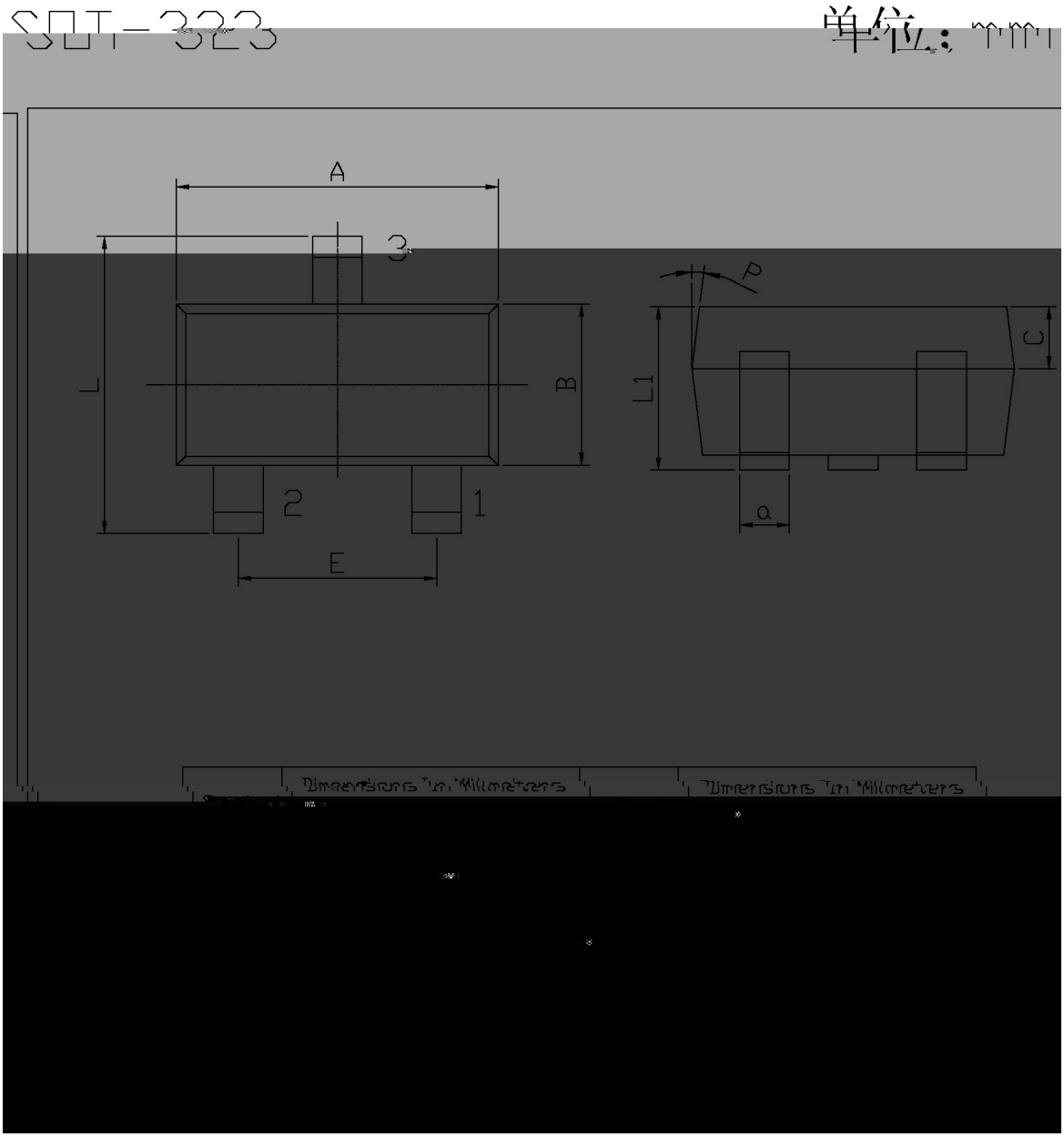
SOT-323
单位：mm
A
3
L
B
2
1
E
P
L1
C
a

Ł. Ł Ω / Marking Instructions

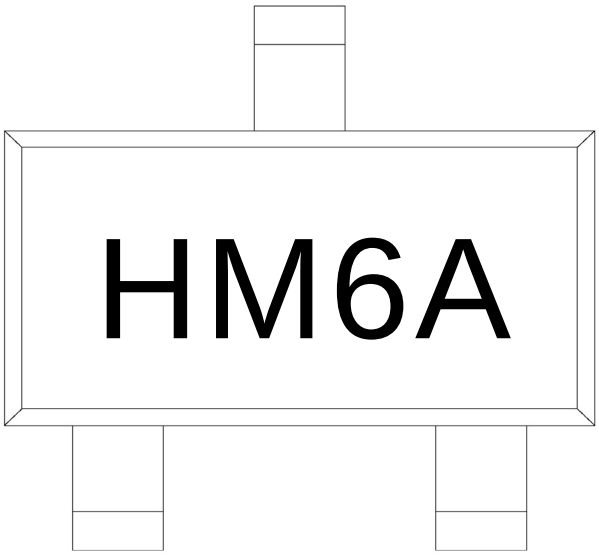

H

M6

A h_{FE}

Note:

H: Company Code.

M6: Product Type.

A h_{FE} Classifications Symbol

ŧħ ʃ ╗ ẘ ´E ⅵ ʃ (ᾢ ʒ) / Wh p shudwxuh Suriloh iru LU Uhior z Vroghulqj+Se0luhh,

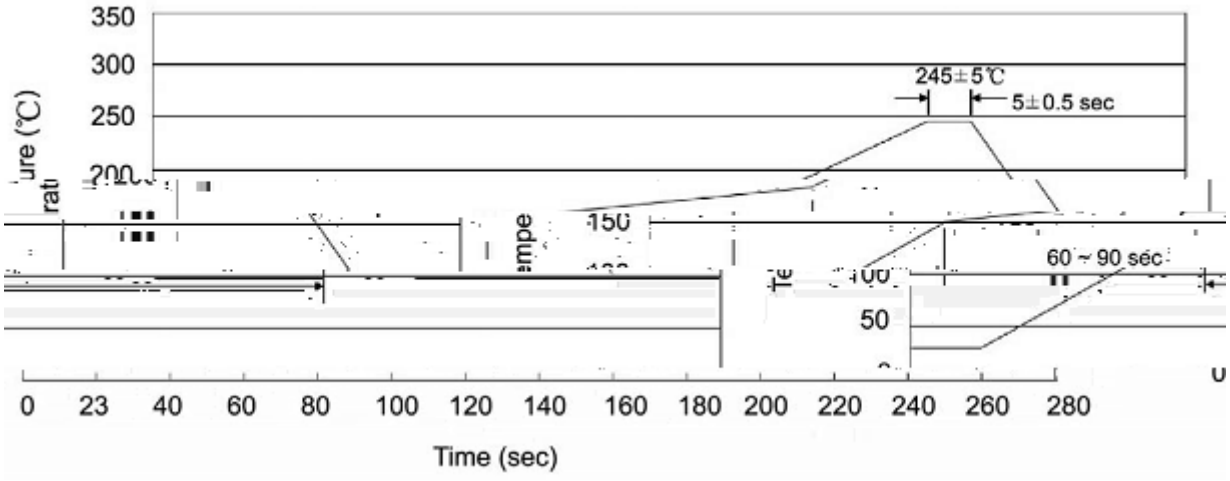

Note:

1 25 150 60 90sec; 1.Preheating:25~150 , Time:60~90sec.

2 245±5 5±0.5sec; 2.Peak Temp.:245±5 , Duration:5±0.5sec.

3 2 10 /sec. 3. Cooling Speed: 2~10 /sec.

⅃ ǖ ɋ ˝ ˋY Ţ / Resistance to Soldering Heat Test Conditions

260±5 10±1 sec. Temp.:260±5 Time:10±1 sec

ɒ ⊏ ⊂— / Packaging SPEC.

/ REEL

Package Type	Units					Dimension (unit mm³)		
	Units/Reel /	Reels/Inner Box /	Units/Inner Box /	Inner Boxes/Outer Box /	Units/Outer Box /	Reel	Inner Box	Outer Box
SOT-323	3,000	10	30,000	6	180,000	7 ×8	180×120×180	390×385×205

ä ɤ ʅ ̈Ω / Notices