/ Descriptions

WR0<5+U, ṂṂ Ł QSQ ÆṀ ч s ǁ ˥ Silicon NPN transistor in a TO-92(R) Plastic Package.

/ Features

ƶ ɔ ǁ/љ EF65 ; Й ´

High current, complementary pair with BC328.

/ Applications

ˇ ѿ ƶ ʒ Ȁ ҩ ɬ ٺ

General purpose and switching.

/ Equivalent Circuit

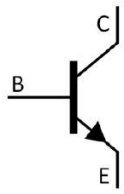

/ Pinning



PIN1 χ Emitter PIN 2 χ Base PIN 3 χ Collector

/ h_{FE} Classifications & Marking

h_{FE} Classifications Symbol	16	25	40
h_{FE} Range	100~250	160~400	250~600

v ̈Ω̣ Parameter	ɬ N Symbol	̈Ω̣Ö Rating	D Ḫ Unit
Collector to Base Voltage	V_{CBO}	30	V
Collector to Emitter Voltage	V_{CEO}	25	V
Emitter to Base Voltage	V_{EBO}	5.0	V
Collector Current - Continuous	I_C	800	mA
Emitter Current - Continuous	I_E	-800	mA
Collector Power Dissipation	P_C	625	mW
Junction Temperature	T_j	150	
Storage Temperature Range	T_{stg}	-55 150	

/ Electrical Characteristics(Ta=25)

v ̈Ω̣ Parameter	ɬ N Symbol	⊥⊥ ;ˇ Ţ Test Conditions	ω̣ ṇ Ö Min	Ɛ ʒ Ö Typ	ω̣ ᶻ Ö Max	D Ḫ Unit
Collector Cut-Off Current	I_{CBO}	V_{CB}=25V I_E=0			0.1	μA
DC Current Gain	h_{FE}	V_{CE}=1.0V I_C=100mA	100		600	
Collector to Emitter Saturation Voltage	$V_{CE(sat)}$	I_C=500mA I_B				

/ Package Dimensions



/ Marking Instructions

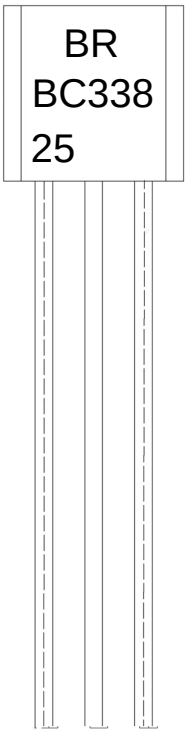

ب ˝ χ

EU χ ѭ ʒ ᴵ ᴴ Ɱ

EF66 ; χ ѭ ɾ ᵝ ʒ ᴺ

58= ѭ kᴵᴴ ʿ ᶠ Ɱ

---- χ ѭ ɨ ɾ ŋ̈ ᴺ Ɱ ɪ ɐ ɨ ɾ ŋ̈ ᴺ ψ ק

Note:

BR: Company Code.

BC338: Product Type.

25: h_{FE} Classifications Symbol

****: Lot No. Code, code change with Lot No.

( ) / Temperature Profile for Dip Soldering(Pb-Free)



ب ˝ χ

1 أ ♬ □ ỷ 25 Ḱ 150 ɬ ı ̀H ڑ 60 Ḱ 90sec;

2 Š Ö □ ỷ 255 ° 5 ɬ ı ̀H ڑ ̀Y ⺈ ⺮ 5 ° 0.5sec;

3 ì ̇ ⺈ ̨ ɔ ھ ỷ ⺮ 2 Ḱ 10 ɬ /sec.

Note:

1.Preheating:25~150 ɬ , Time:60~90sec.

2.Peak Temp.:255 ° 5 ɬ , Duration:5 ° 0.5sec.

3. Cooling Speed: 2~10 ɬ /sec.

/ Resistance to Soldering Heat Test Conditions

□ ỷ χ 270 ° 5 ɬ ̀H ڑ χ 10 ° 1 sec. Temp.:270±5 Time:10±1 sec

/ Packaging SPEC.

̈Ọ ̣ ̣ γ ⊢ / BULK

Package Type	Units					Dimension		(unit mm3)

⺈ Ṿ γ ⊢ / AMMO

Package Type	Units					Dimension	(unit mm3)

/ Notices