˜Yت / Descriptions

SOT-323 NPN Silicon NPN transistor in a SOT-323 Plastic Package.

◕ È / Features

BC858W

High current, low voltage complementary pair with BC858W.

ﻻ ﻳ / Applications

General purpose switching and amplification.

Ɲ ﻓ ﻷ ﻷ ﻋ / Equivalent Circuit

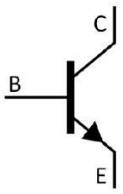

ã ﻟ ﻳ / Pinning



PIN1 Emitter PIN 2 Base PIN 3 Collector

ﻋ ﻫ ﺑ / Marking

h_{FE} Classifications Symbol	A	B	C
h_{FE} Range	110 220	200 450	420 800
Marking	H1J	H1K	H1L

Parameter	Symbol	Rating	Unit
Collector to Base Voltage	V_{CBO}	30	V
Collector to Emitter Voltage	V_{CEO}	30	V
Emitter to Base Voltage	V_{EBO}	5.0	V
Collector Current- Continuous	I_C	100	mA
Peak Collector Current - Continuous	I_{CM}	200	mA
Collector Power Dissipation	P_C	200	mW

ƒ Ã ´E ¥ ƒ / Electrical Characteristic Curve

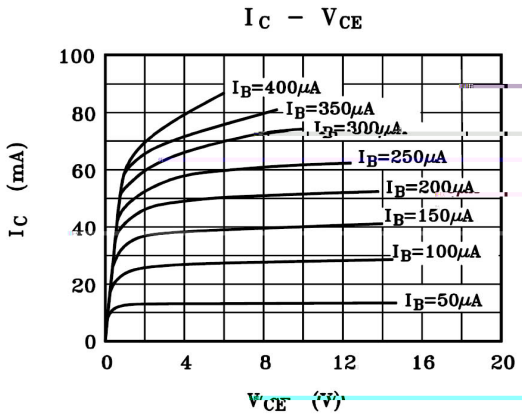

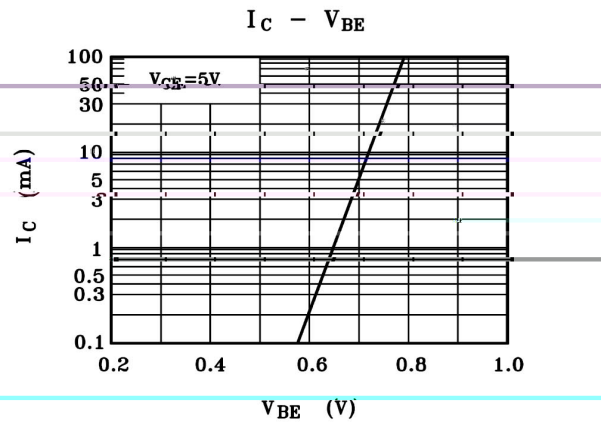

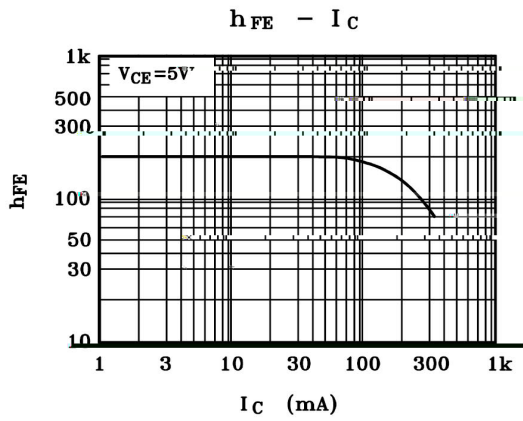

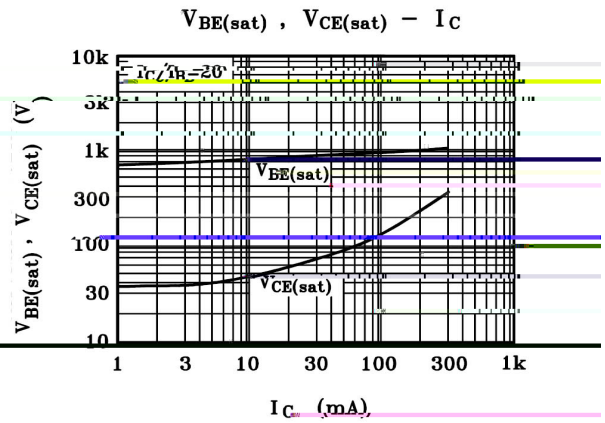

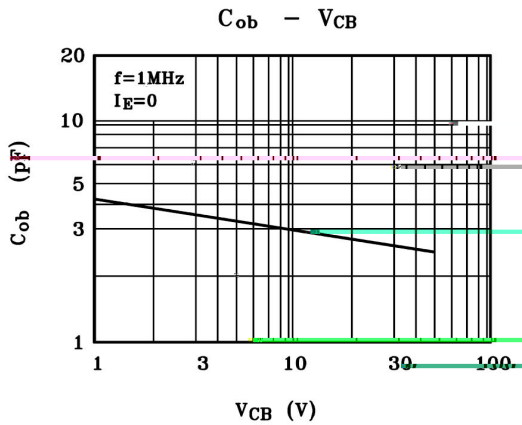

Ł. Ł Ω / Marking Instructions

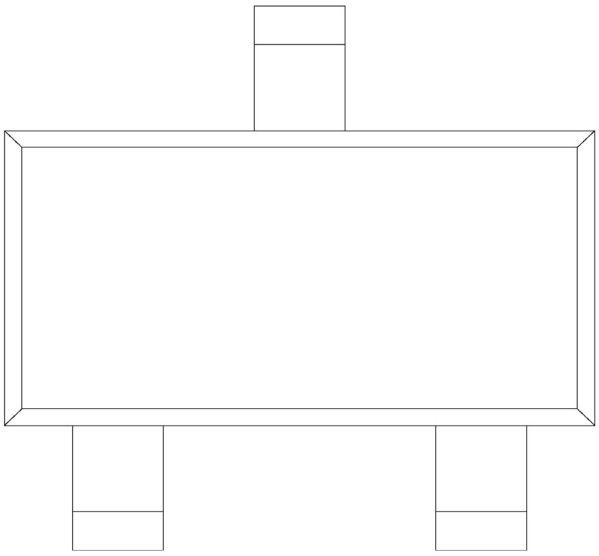

H

1J

Note:

H: Note(5)Tuctions Tf5284

ŧħ ʃ ╗ ẘ´E ⅵ ʃ (ᾠ̈ ᴗ) / Whp shudwxuh Suriloh iru LU Uhior z Vroghulqj+Se0luhh,

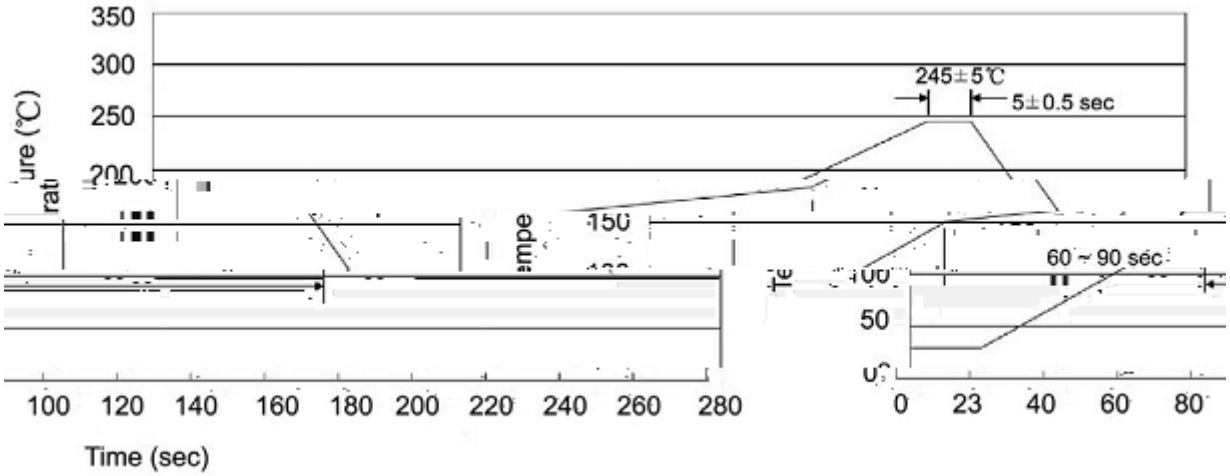

Note:

1 25 150 60 90sec;
2 245±5 5±0.5sec;
3 2 10 /sec.

1.Preheating:25~150 , Time:60~90sec.
2.Peak Temp.:245±5 , Duration:5±0.5sec.
3. Cooling Speed: 2~10 /sec.

⅃ ὖ ɑ ˉ ˋY Ţ / Resistance to Soldering Heat Test Conditions

260±5 10±1 sec. Temp.:260±5 Time:10±1 sec

ɒ ᴇ ᴄ— / Packaging SPEC.

/ REEL

Package Type 封装形式	Units 包装数量					Dimension 包装尺寸 (unit: mm^3)		
	Units/Reel 只/卷盘	Reels/Inner Box 卷盘/盒	Units/Inner Box 只/盒	Inner Boxes/Outer Box 盒/箱	Units/Outer Box 只/箱	Reel	Inner Box 盒	Outer Box 箱
SOT-323	3,000	10	30,000	6	180,000	7 ×8	180×120×180	390×385×205