# BD136

Rev.E Mar.-2016

蓝箭电子 BLUE ROCKET ELECTRONICS

DATA SHEET

## / Descriptions

TO-126F PNP Silicon PNP transistor in a TO-126F Plastic Package.

## / Features

BD135

Complement to BD135.

## / Applications

Medium power linear and switching applications.

## / Equivalent Circuit

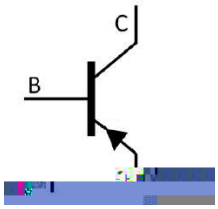


## / Pinning




PIN1 Emitter PIN 2 Collector PIN 3 Base

## / $h_{FE}$ Classifications & Marking

| $h_{FE}$ Classifications Symbol | 6 | 10 | 16 |
|---|---|---|---|
| $h_{FE}$ Range | 40 100 | 63 160 | 100 250 |

## / Electrical Characteristic Curve

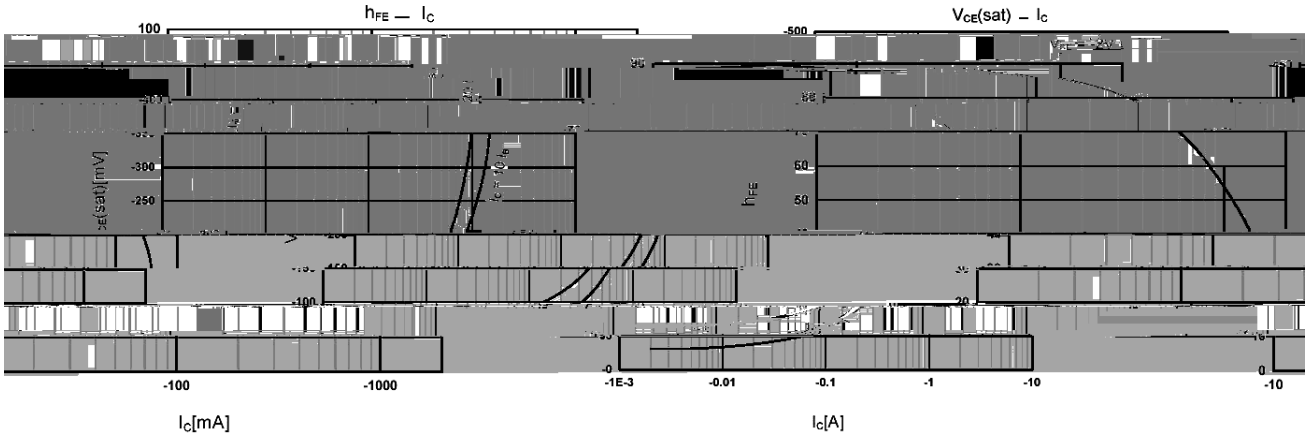





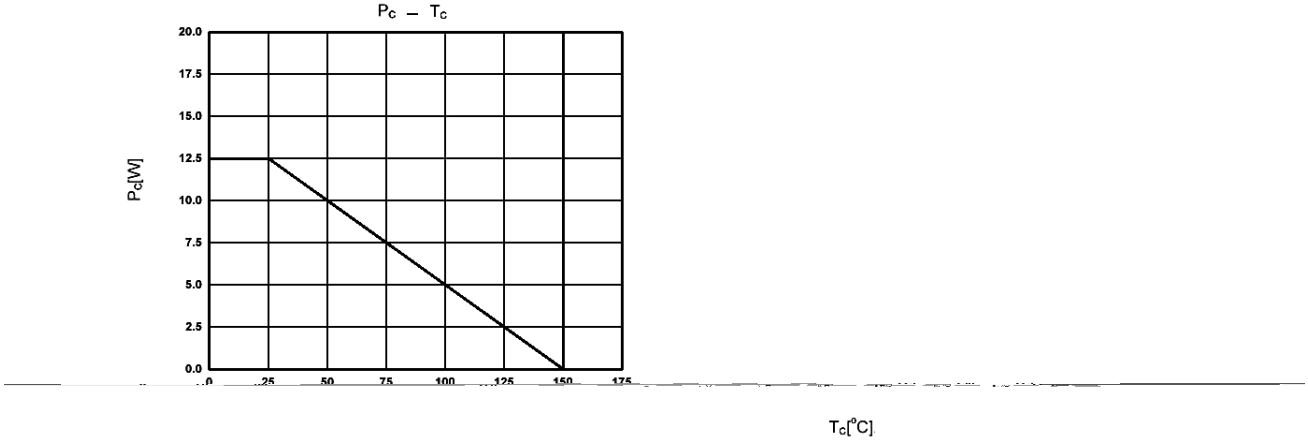

## / Package Dimensions

TO-126T 单位：mm

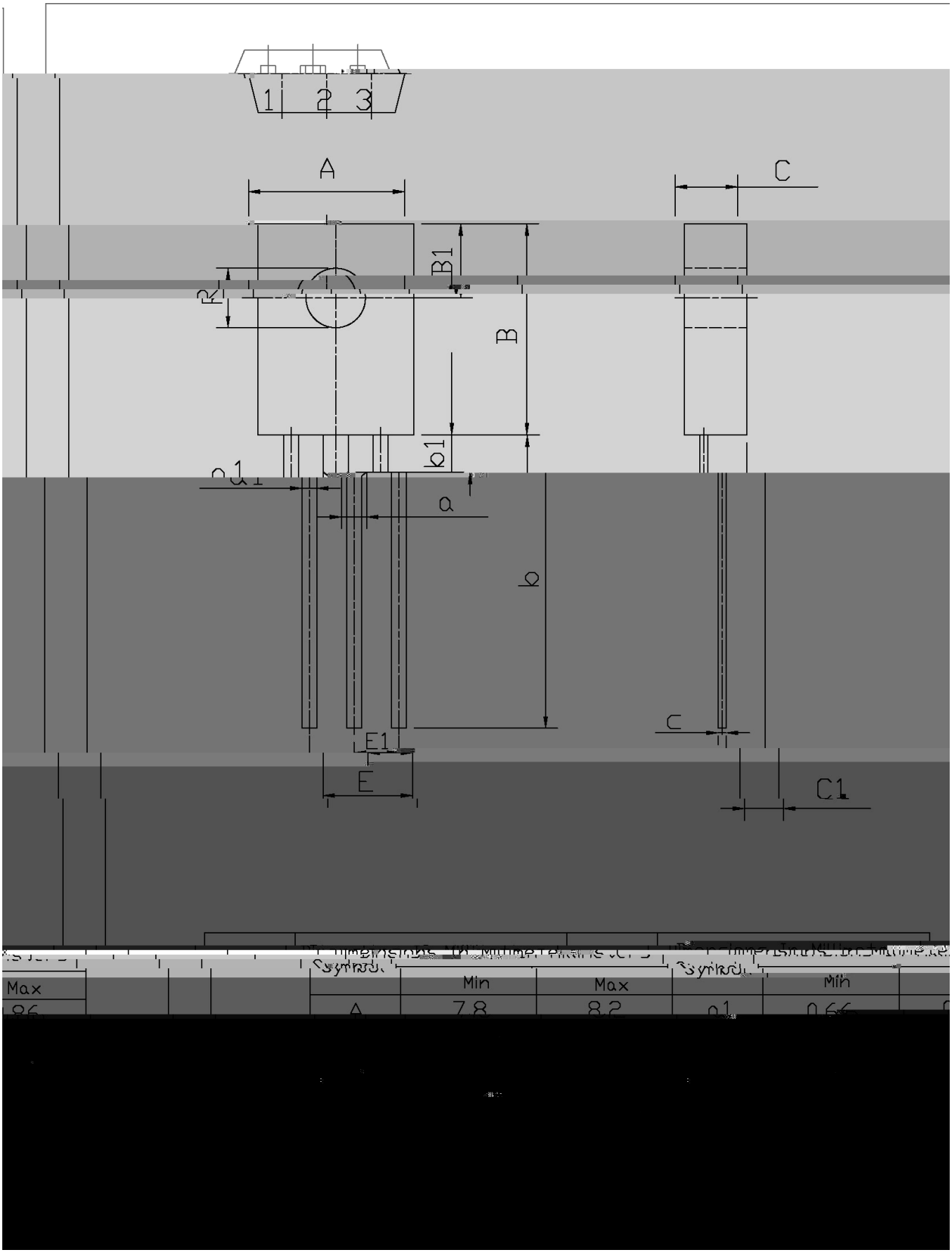


| Symbol | Min | Max | Symbol | Min | Max |
|---|---|---|---|---|---|
| A | 7.8 | 8.2 | a1 | 0.66 | |

## ( ) / Temperature Profile for Dip Soldering(Pb-Free)

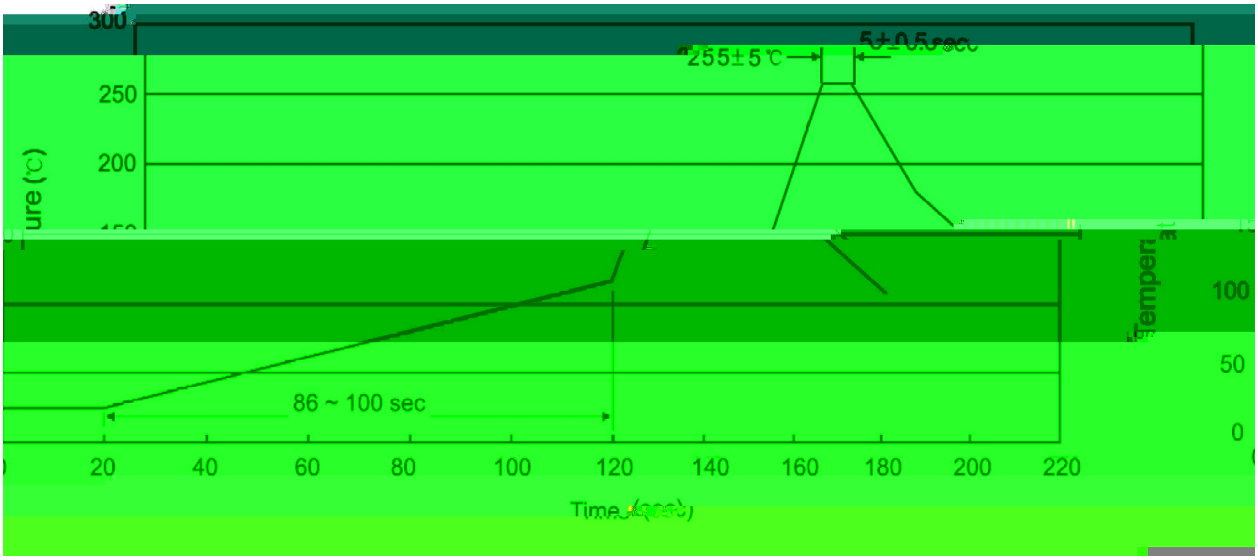


| | | | | | |
|---|---|---|---|---|---|
| | | | | | Note: |
| 1 | 25 150 | | 60 90sec; | | 1.Preheating:25~150 , Time:60~90sec. |
| 2 | 255±5 | | | 5±0.5sec; | 2.Peak Temp.:255±5 , Duration:5±0.5sec. |
| 3 | | 2 10 | | /sec. | 3. Cooling Speed: 2~10 /sec. |

## / Resistance to Soldering Heat Test Conditions

| | | | |
|---|---|---|---|
| 270±5 | 10±1 sec. | Temp.:270±5 | Time:10±1 sec |

## / Packaging SPEC.

/ BULK

| Package Type | Units | | | | Dimension | (unit mm$^3$) |
|---|---|---|---|---|---|---|
| | Units/Tube | Tubes/Inner Box | Units/Inner Box | Inner Boxes/Ou | | |
| | / | / | / | | | |