VRW0;< ṂṂ Ł SQS ÆṀ ч s ǁ ˥ Silicon PNP transistor in a SOT-89 Plastic Package.

` ⅵ ɔ я ⅹ ı ѿ ⅻ ⅰ ớ Ḅ ı ت ⁼ я ᴗ Ḥ ı ль EU5VG4;<;T Й ´ ı ⅂ ᵀ DHF0T434 ‰´ ⅹ ˡ ˎ ớ ⌊ ∂ ı ṅ ƒ ᵝ

High breakdown voltage, good $h_{FE}$ linearity, low $V_{CE(sat)}$, complements the BR2SD1898Q, Qualified to AEC-Q101 Standards for High Reliability, HF Product.

˘ ı ' ѿ ⅻ ı ◗ ' ∩ ⊂ Ƶ ⅂ ⌧Є ⌊ ∂

General power amplifier applications, Meet the stringent requirements of automotive applications.

## / Equivalent Circuit

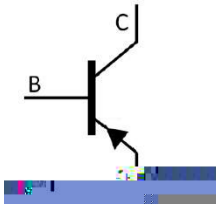


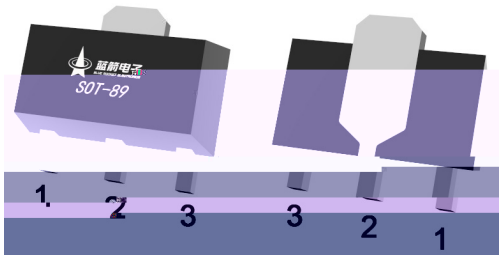


PIN1 χ Base PIN 2 χ Collector PIN 3 χ Emitter

| v ̈Ω<br>Parameter | ᛋ N<br>Symbol | ̈Ω Ö<br>Rating | D Ӈ<br>Unit |
|---|---|---|---|
| Collector to Base Voltage | $V_{CBO}$ | -80 | V |
| Collector to Emitter Voltage | $V_{CEO}$ | -80 | V |
| Emitter to Base Voltage | $V_{EBO}$ | -5.0 | V |
| Collector Current-Continuous | $I_C$ | -1.0 | A |
| Collector Current-Continuous(Pulse) | *$I_{CP}$ | -2.0 | A |
| Collector Power Dissipation | **$P_C$ | 0.5 | W |
| | *$P_C$ | 2.0 | W |
| Junction Temperature | $T_j$ | 150 | |
| Storage Temperature Range | $T_{stg}$ | -55 150 | |

*Single pulse Pw=100ms ǐ ˙ ⅃ ؛ ı ǐ Ḵ 100ms
**mounted on 40×40×0.7mm ceramic board Ɛ̂ ̂ 40×40×0.7m ⊞ ھ i

| v ̈Ω<br>Parameter | ᛋ N<br>Symbol | ⅃ ؛ ǀ Ţ<br>Test Conditions | ω ṇ Ö<br>Min | Ɛ ʒ Ö<br>Typ | ω ʑ Ö<br>Max | D Ӈ<br>Unit |
|---|---|---|---|---|---|---|
| Collector to Base Breakdown Voltage | $V_{CBO}$ | $I_C$=-50μA $I_E$=0 | -80 | | | V |
| Collector to Emitter Breakdown Voltage | $V_{CEO}$ | $I_C$=-1.0mA $I_B$=0 | -80 | | | V |

## / Electrical Characteristic Curve

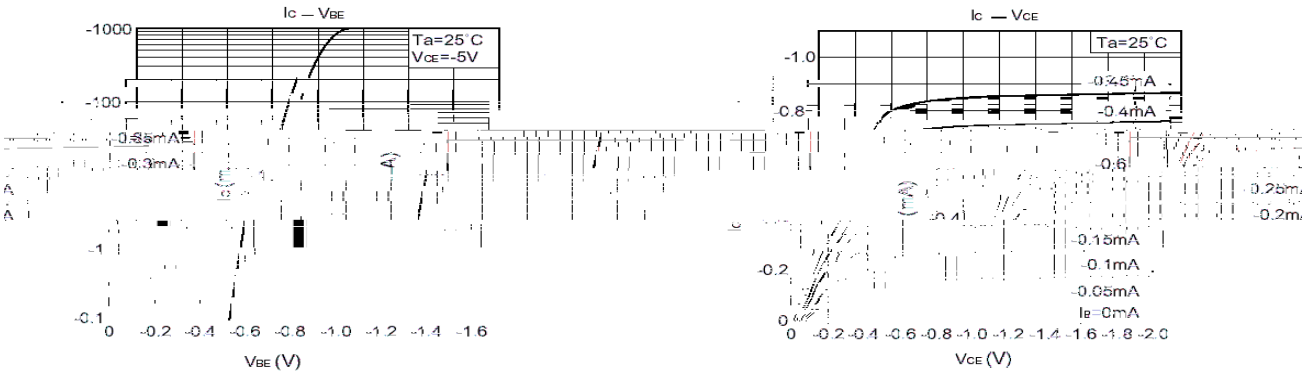


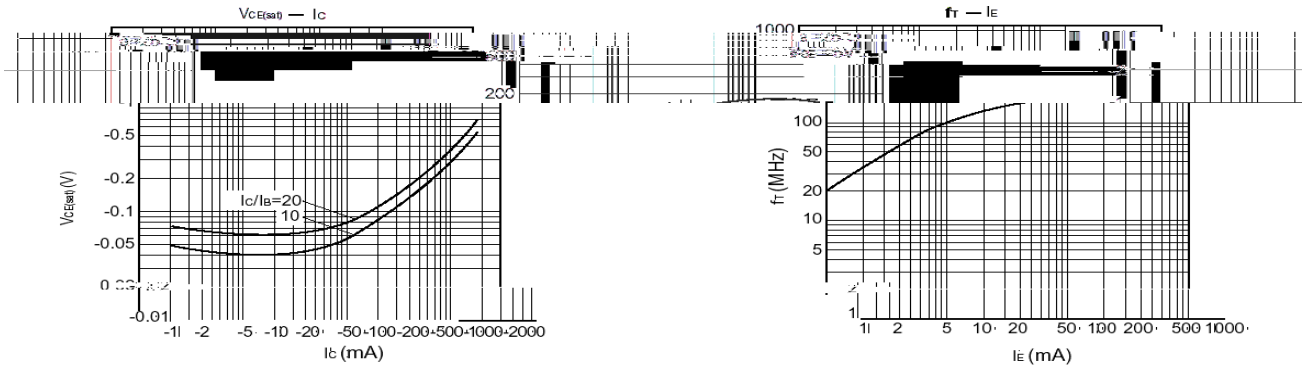


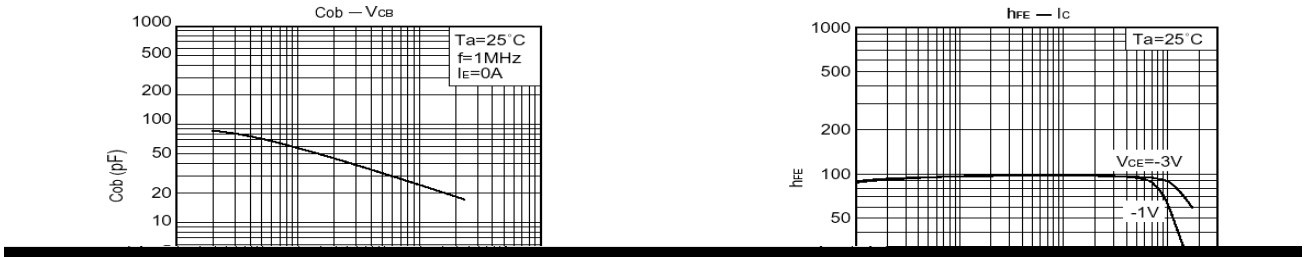

## / Marking Instructions

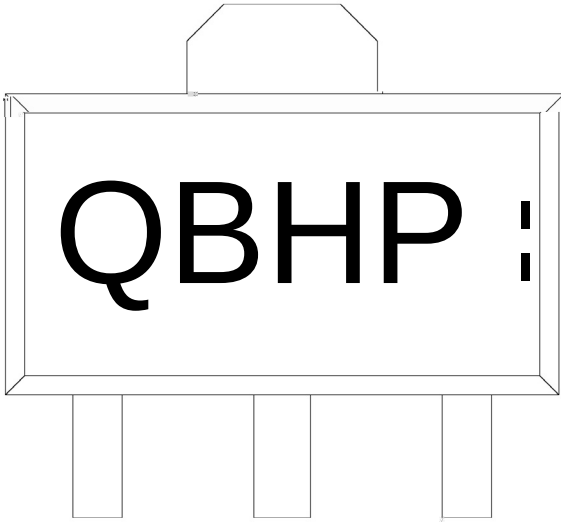


| | |
|---|---|
| ب ˝ χ | |
| T χ | ⌘ ∩ ⌚ ⍞ ƒ β ‰ ⍉ |
| BH χ | ⌘ ⌛ ᴺ ⌧ |
| P χ | ⌘ $h_{FE}$ ‘ ⁶ ⌧ |
| -- χ | ⌘ ⍳ ƒ ⍞ ᴺ ⌧ ⍳ ⍝ ⍳ ƒ ⍞ ᴺ ⍦ ⍤ |

Note:

| | |
|---|---|
| Q: | Automobile halogen-free product Code |
| BH: | Product Type |
| P χ | $h_{FE}$ Classifications Symbol |
| **: | Lot No. Code, code change with Lot No |

## (  ) / Temperature Profile for IR Reflow Soldering(Pb-Free)

| |
|---|
| |
| |
| |
| |
| |
| |
| |

ب ˝ χ

1 أ ♬ □ ỷ 150 Ḱ 200 ɬ ı `H ڑ 60 Ḱ 120sec;

2 Š Ö □ ỷ 255 ° 5 ɬ ı `H ڑ ˋY ⺈ ⺾ 5 ° 0.5sec;

3 ì ˙ ⺈ ˛ ɔ ھ ỷ ⺾ 2 Ḱ 10 ɬ /sec.

Note:

1.Preheating:150~200 ɬ , Time:60~120sec.

2.Peak Temp.:255 ° 5 ɬ , Duration:5 ° 0.5sec.

3. Cooling Speed: 2~10 ɬ /sec.

## / Resistance to Soldering Heat Test Conditions

□ ỷ χ 260 ° 5 ɬ  `H ڑ χ 10 ° 1 sec.  Temp.:260±5  Time:10±1 sec