/ Absolute Maximum Ratings(Ta=25)

/ Electrical Characteristics(Ta=25)

						μ
						Ω

* ≤300μs,δ≤2.0%

≤ μ δ≤

/ Electrical Characteristic Curve

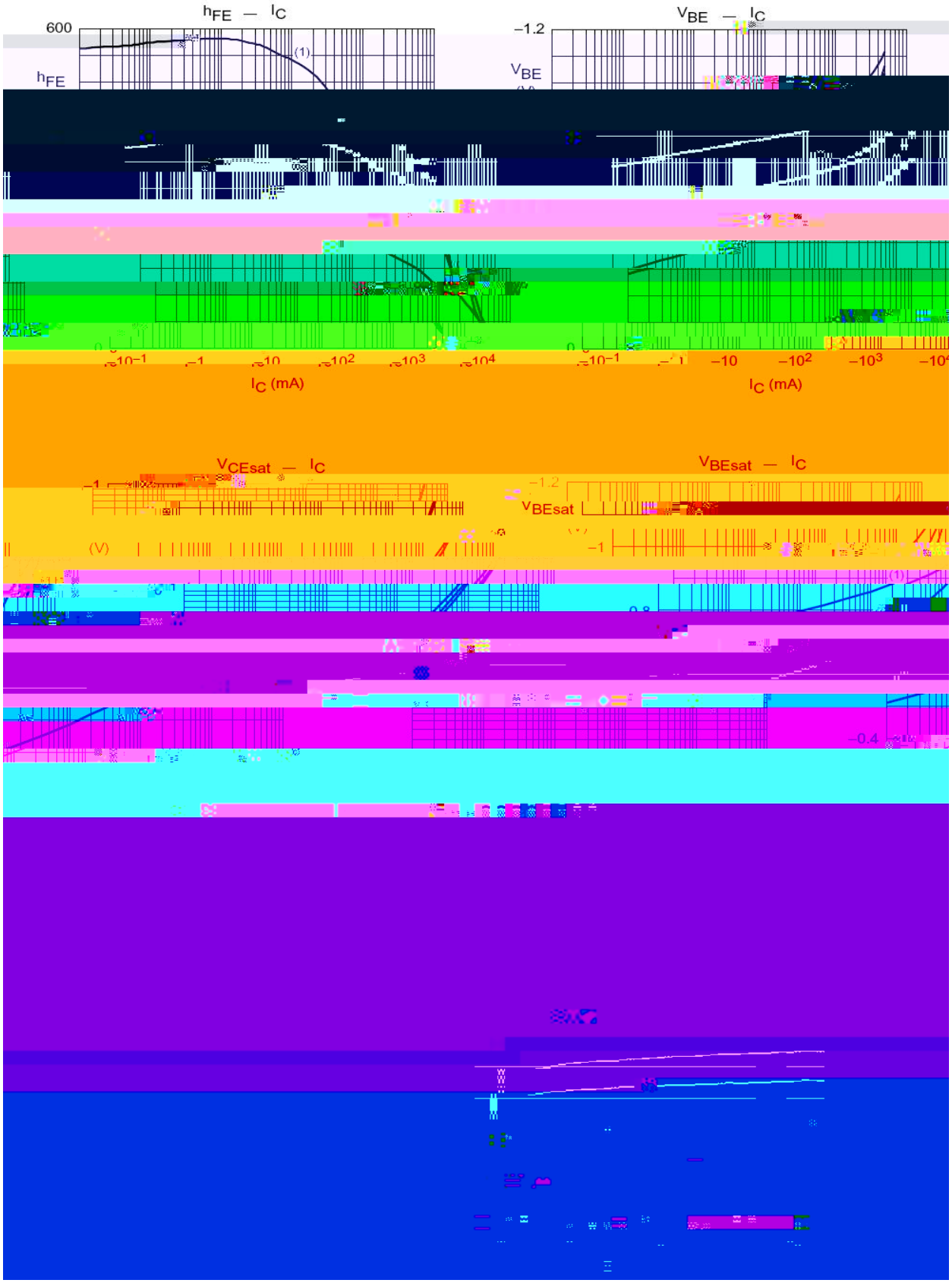

/ Package Dimensions

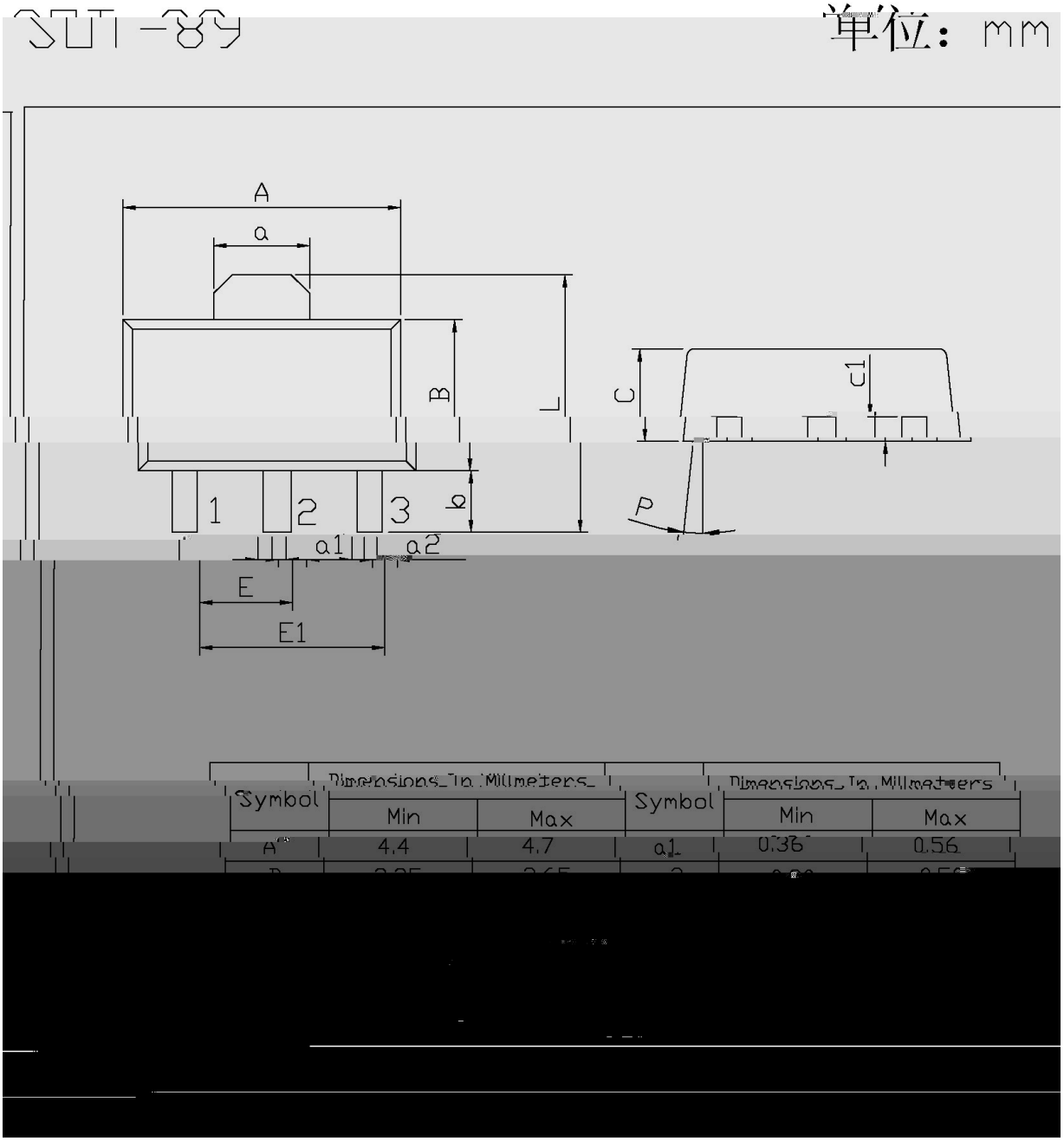

Symbol	Dimensions In Millmeters		Symbol	Dimensions In Millmeters	
	Min	Max		Min	Max
A	4.4	4.7	a1	0.36	0.56

/ Marking Instructions

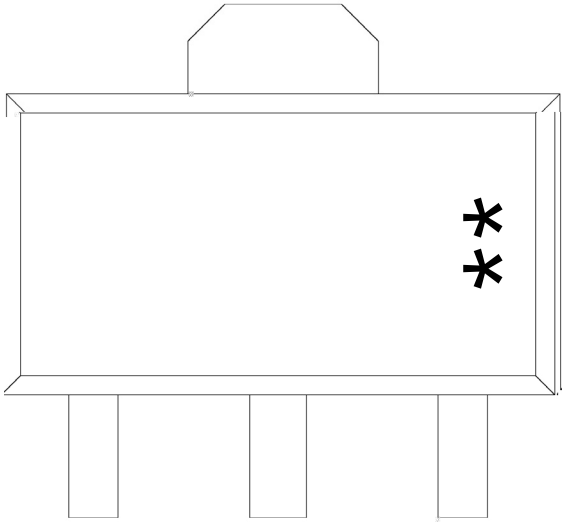

**

š WD t ... • Ž ¢ (x /) / : K S V K X G Z [X K 6 X U L O R K L U X / 8 8 K L R U] 9 U R J K X O T M 6

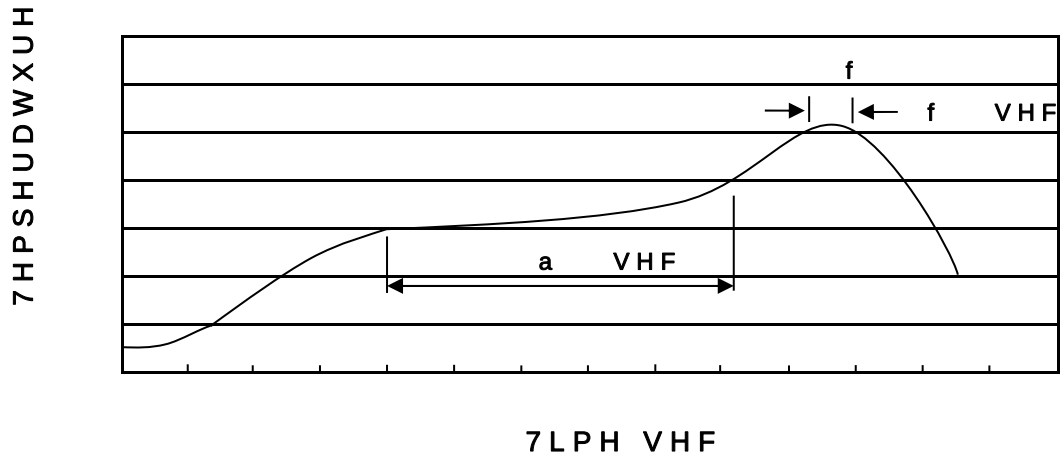

7LPH VHF

ª ¢ y Note:

1o• Ä ½ “ † 150 ½200 - k ž • 60 ½120sec; 1.Preheating:150~200 - , Time:60~120sec.

2o• Q › “ † 255 r5 - k ž • 4 Ò 5 r0.5sec; 2.Peak Temp.:255 r5 - , Duration:5 r0.5sec.

3o•D N ò i Ò 0 , † 2 ½10 - /sec. 3. Cooling Speed: 2~10 - /sec.

ÂD /Cã p ¯ »] / Resistance to Soldering Heat Test Conditions

“ † y 260 r5 - ž • y 10 r1 sec. Temp.:260±5 Time:10±1 sec

G P á / Packaging SPEC.

2 & x / REEL

Package Type 7>û ˜ E	Units ;>û ¦H					Dimension ;>û p . (unit Æmm³)		
	Units/Reel / --	Reels/Inner Box -- /-	Units/Inner Box /-	Inner Boxes/Outer Box - /1ç	Units/Outer Box /1ç	Reel	Inner Box×	Outer Box1ç
SOT-89	1,000	7	7,000	6	42,000	7 s ×12	180×120×180	390×385×205

„ Ð y ƒ / Notices