SOT-23
Precision adjustable shunt regulator in a SOT-23 Plastic Package.

1.250V 0.5% 1% 100uA 100mA
$V_O=V_{ref}$ 20V (:55μA) (:0.05Ω)
Precise reference voltage to 1.250V,guaranteed 0.5%,1% ,reference voltage Tolerance, sink current capability,100uA 100mA,quick turn-on, adjustable output voltage, $V_O=V_{ref}$ 20V,low operational cathode current,55 A typical,0.05 typical output impedance.

Linear regulators, adjustable power supply, switching power supply.





PIN1 R PIN 2 K PIN 3 A 7

/ Electrical Characteristic Curve

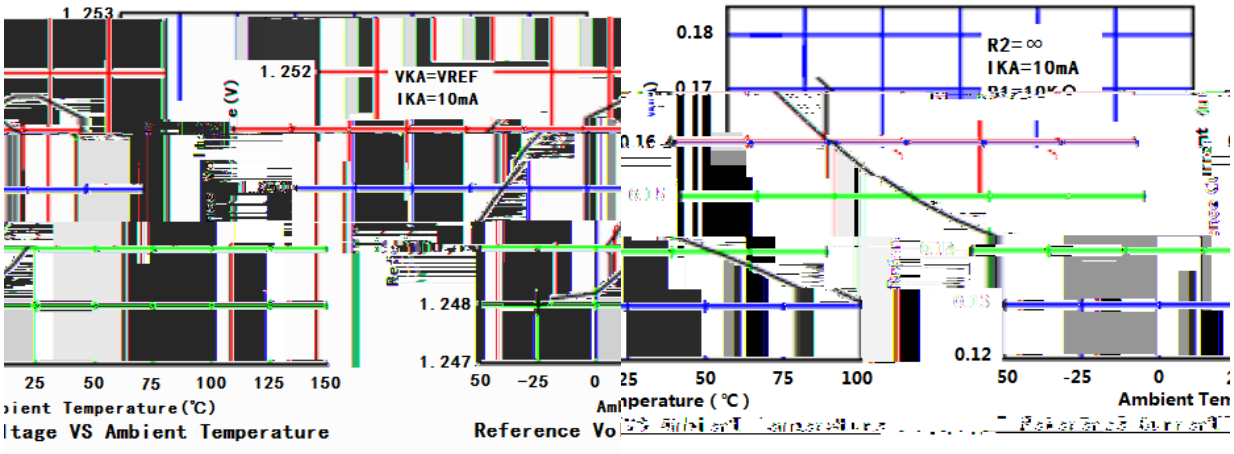

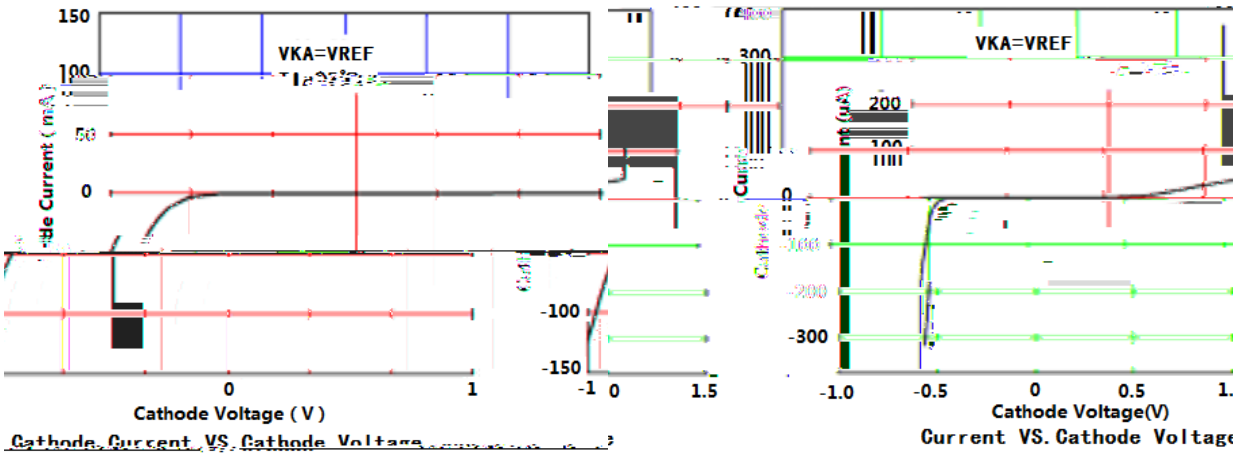

&

/ Package Dimensions

SOT-23 单位：mm

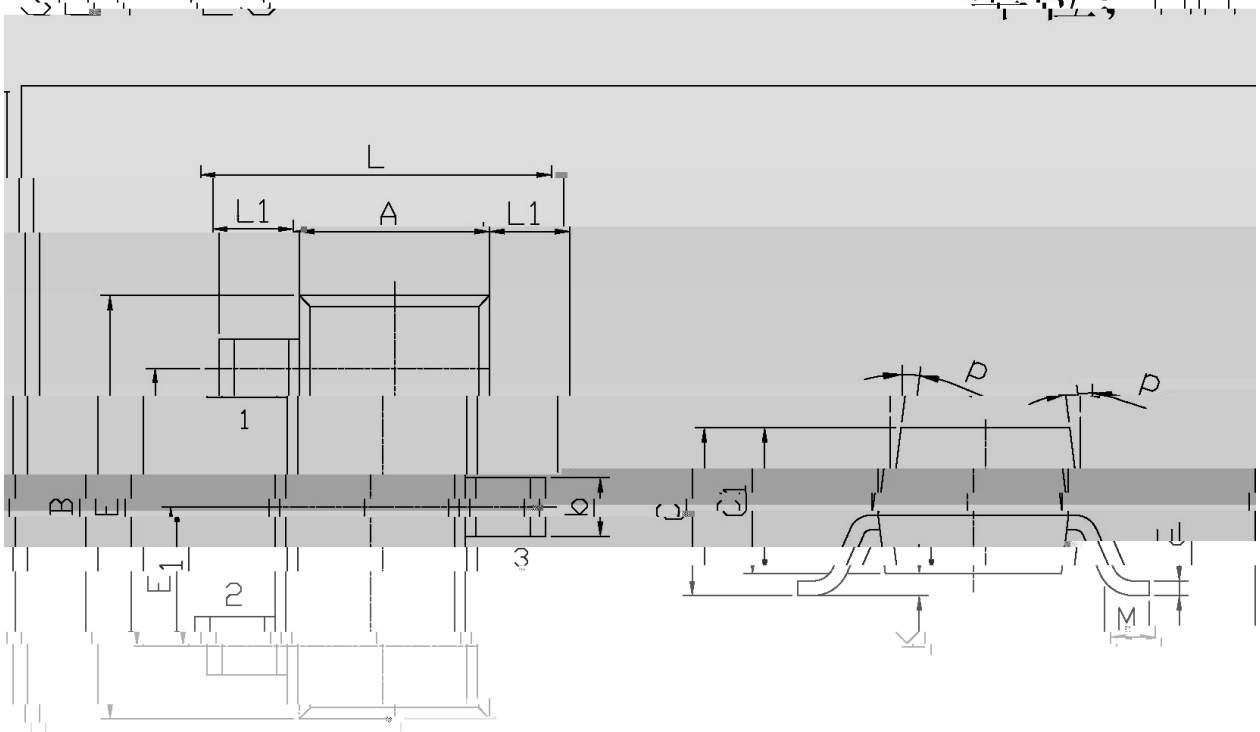

Symbol	Dimensions In Millimeters		Symbol	Dimensions In Millimeters	
	Min.	Max.		Min.	Max.
L	2.2	2.7	C	1.30Max	
L1	0.45	0.65	C1	0.90	1.20
A	1.15	1.50	θ	0.05	0.20

/ Marking Instructions

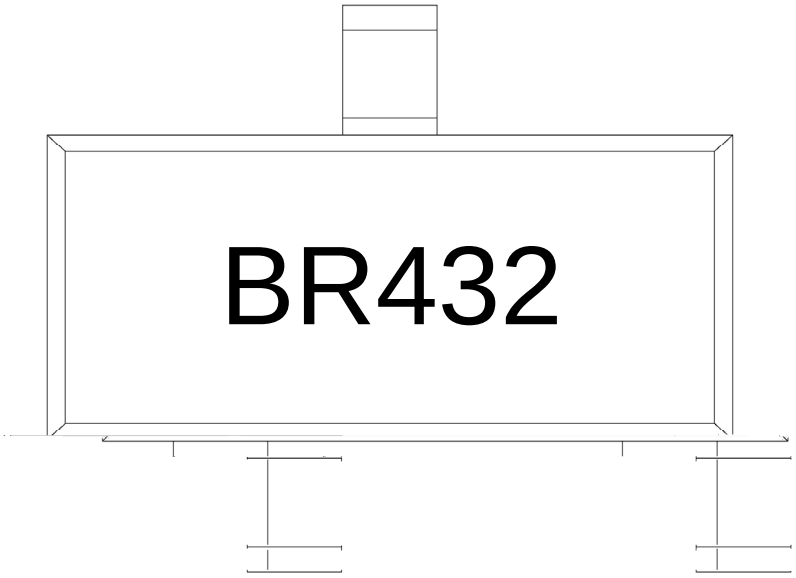

BR

432

Note:

BR: Company Code.

432: Product Type.

( ) ile for IR Reflow Soldering(Pb-Free)

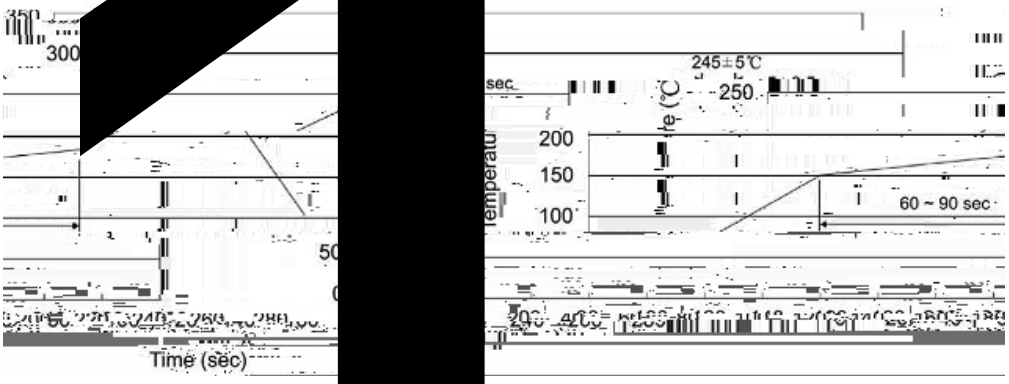

1	150	180	60		
2	245±5				
3		2	10	/se	

Note:

1.Preheating:150~180 , Time:60~90sec.

2.Peak Temp.:245±5 , Duration:5±0.5sec.

3. Cooling Speed: 2~10 /sec.

/ Resistance t g Heat Test Conditions

260±5	10±1 s	Temp.:260±5	Time:10±1 sec

/ Packaging SPEC.

/

Package Type	P5