TO-220 N MOS N-CHANNEL MOSFET in a TO-220 Plastic Package.

Low gate charge, low crss, fast switching.

These devices are well suited for high efficiency switching DC/DC converters and switch mode power supplies.

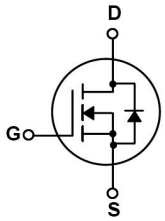



PIN1 G PIN 2 D PIN 3 S

See Marking Instructions.

Parameter	Symbol	Rating	Unit
Drain-Source Voltage	V_{DSS}	80	V
Drain Current	I_D(Tc=25)	100	A
Drain Current	I_D(Tc=100)	72	A
Peak Drain Current	I_{DM}	320	A
Gate-Source Voltage	V_{GSS}	±20	V
Repetitive Avalanche Energy	E_{AS}	790	mJ
Repetitive Avalanche Energy	E_{AR}	13.1	mJ
Avalanche Current	I_{AR}	75	A
Total Power Dissipation	P_D(Tc=25)	165	W

Parameter	Symbol	Test Conditions	Min	Typ	Max	Unit
Forward On Voltage	V_{SD}	V_{GS}=0V I_S=40A			1.3	V
Reverse Recovery Time	t_{rr}	I_S=40A V_{GS}=0V dI/dt=100A/us		48		ns
Reverse Recovery charge	Q_{rr}			105		nC




Dimensions in Millimeters
Symbol
Min
Max
Symbol
Min
Max
A
9.8
10.2
C
1.2
1.4
B
15.7
16.1
B
9.0
9.4

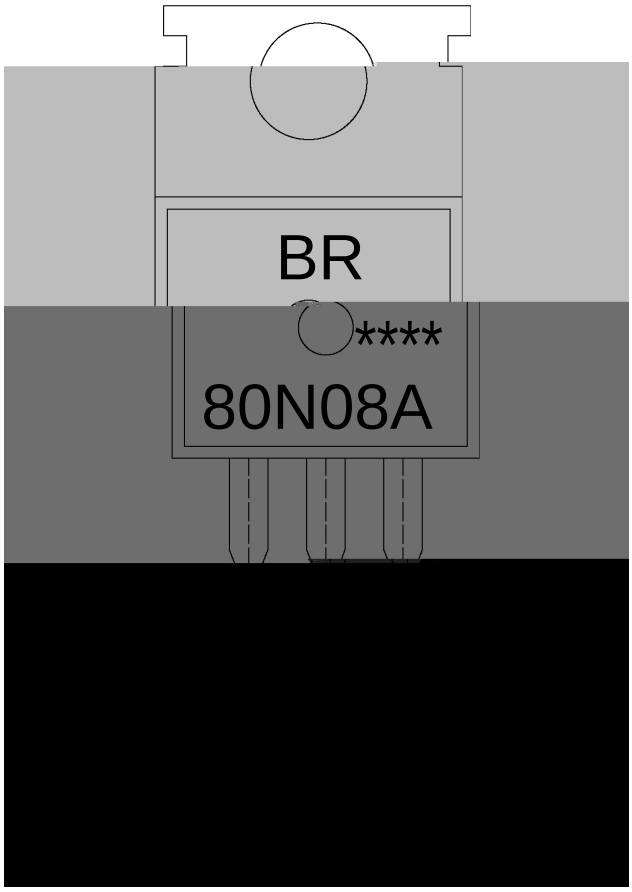

BR

Note:

BR: Company Code

80N08A: Product Type.

****: Lot No. Code, code change with Lot No.



	Note:
1 25 150 60 90sec;	1.Preheating:25~150 , Time:60~90sec.
2 255 5 5 0.5sec;	2.Peak Temp.:255 5 , Duration:5 0.5sec.
3 2 10 /sec.	3. Cooling Speed: 2~10 /sec.

270 5 10 1 sec. Temp.:270±5 Time:10±1 sec

/ BULK

Package Type	Units					Dimension		(unit mm^3)
	Units/Bag /	Bags/Inner Box /	Units/Inner Box /	Inner Boxes/Outer Box /	Units/Outer Box /	Bag	Inner Box	Outer Box
TO-220/F	200	10	2,000	5	10,000	135×190	237×172×102	560×245×195

/ TUBE

Package Type	Units					Dimension		(unit mm^3)
	Units/Tube /	Tubes/Inner Box /	Units/Inner Box /	Inner Boxes/Outer Box /	Units/Outer Box /	Tube	Inner Box	Outer Box
TO-220/F	50	20	1,000	5	5,000	532×31.4×5.5	555×164×50	575×290×180