BRBSS123K2Q

Rev.A Dec.-2023

DATA SHEET

/ Descriptions

SOT-23 Ṃ Ṃ Ŀ N ǯ MOS ʄ ᾧ Ẓ ˥

N-CHANNEL MOSFET in a SOT-23 Plastic Package.

/ Features

ƀ ᾧ ᴼ í ˙ ˥ ʌ ɔ ˡˡ ᵓ Ẽ ᴼ ˩ ˈY ɔ ˡˡ ˝ ɔ ʒ ï ʝ 2KY ı ˧ ᵀ AEC-Q101 ‰ ´ ᴀ ˡ ˎ ớ ʅ ∂ ı ŋ̀ ƒ β

Sensitive gate trigger current and Low Holding current.ESD protected up to 2KV, Qualified to AEC-Q101 Standards for High Reliability, HF Product.

/ Applications

ɤ Ă ˘ ᴼ Ȁ ʉ ᵓ ˚ í ˙ ı ◗ ʼ ∩ ᵹ Ẓ ɤ ᴼ Ɛ ʅ ∂

Intended for use in general purpose switching and phase control applications, Meet the stringent requirements of automotive applications.

/ Equivalent Circuit

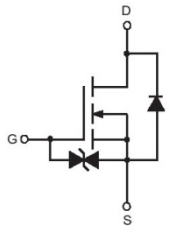

/ Pinning

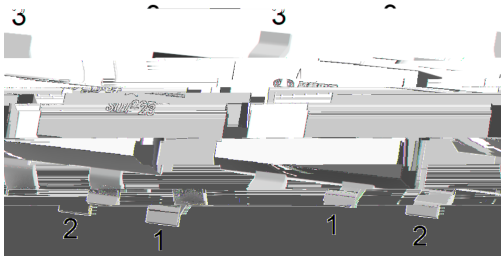

PIN1 χ G PIN 2 χ S PIN 3 χ D

/ Marking

Marking	QSA

BRBSS123K2Q

Rev.A Dec.-2023

/ Electrical Characteristic Curve







/ Marking Instructions

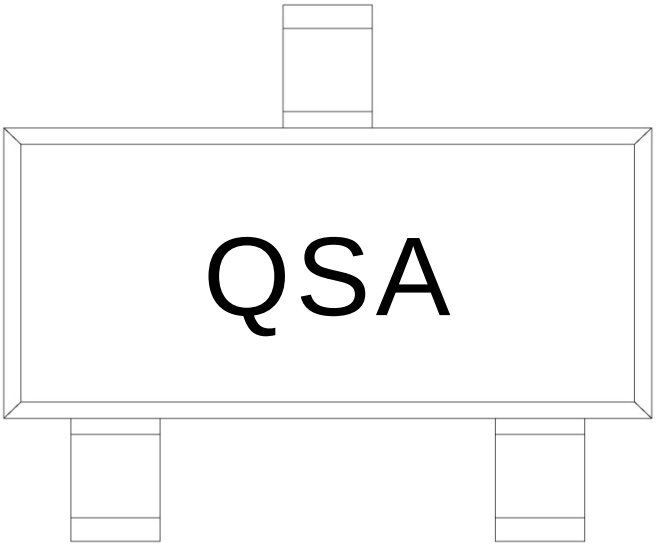

ب ˝ χ

Q χ ⌘ ∩ ج ὴ ⌘ β ‰ ⅄

SA χ ⌘ ʒ ᴺ ⊓ɒ

Note:

Q: Automobile halogen-free product Code

SA: Product Type Code

( ) / Temperature Profile for IR Reflow Soldering(Pb-Free)

ب ˝ χ

1 أ ♬ □ ỷ 150 Ḱ 200 ɬ ı `H ڑ 60 Ḱ 120sec;

2 Š Ö □ ỷ 255 ° 5 ɬ ı `H ڑ ˙Y ⅄ ⅏ 5 ° 0.5sec;

3 ì ˙ ˥ ˛ ɔ ھ ỷ ⅏ 2 Ḱ 10 ɬ /sec.

Note:

1.Preheating:150~200 ɬ , Time:60~120sec.

2.Peak Temp.:255 ° 5 ɬ , Duration:5 ° 0.5sec.

3.Cooling Speed: 2~10 ɬ /sec.

/ Resistance to Soldering Heat Test Conditions

□ ỷ χ 260 ° 5 ɬ `H ڑ χ 10 ° 1 sec. Temp.:260±5 Time:10±1 sec

e