/ Revised record

A	2020-9-16	All	All		
B	2021-4-15	1 2	3% 2%		

SOT23-3

64/#7&4%48,#9:; <&#& =89<,4&#:;#<#>?@(A'A#B9<1,:3#B<3C<= #!#

#

30V 2.5μA ±2%

64/#%4/ "185%,:4;D64/# 49,<= #7&4%D>5<99#, 5% &<,8& #7&:0,#34 00:3: ;,DE:=+#:;%8,# 49,<= #8%#,4# A)FD@+ #1,<,:3#38&& ;,#(!Gμ$D@+ #48,%8,# 49,<= #<338&<3H:±2%!EI#B&4783,!

I4&#81 #:;#%4/ &# J8:%5 ;,D

# B<&<5 , &#	# >H524@#	# <,:;=#	# P;:,#
R4&C:;=#F4@,<= #	F_{0M}##	')!ASAA#	F#
@+ &5<@# 1:1,<;3 ##	$_{TU\$}$#	(G)#	℃.R##
B4/ &#K4;185%,:4;#	B_{N}#	V))#	5R##

#

/ Electrical Characteristic Curve

#

. @+ #:;%8,# 49,<= #<;7#48,%8,# 49,<= #

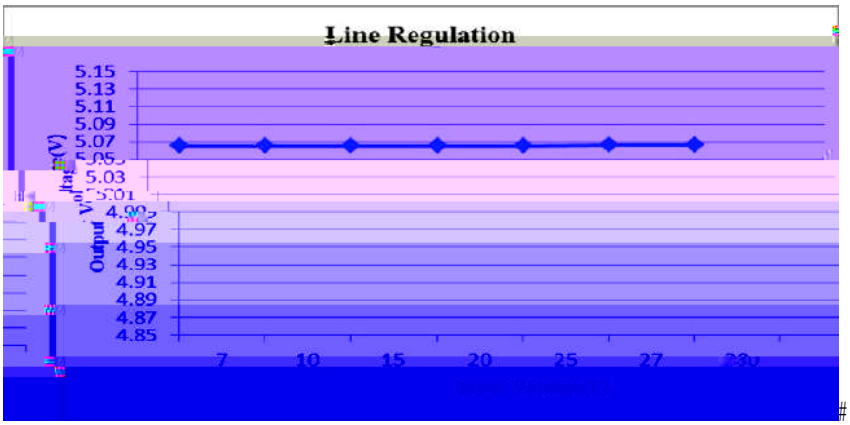

#

0?P@Z*)5$ #

. @+ #48,%8,# 49,<= #<;7#94<7#38&& ;,#

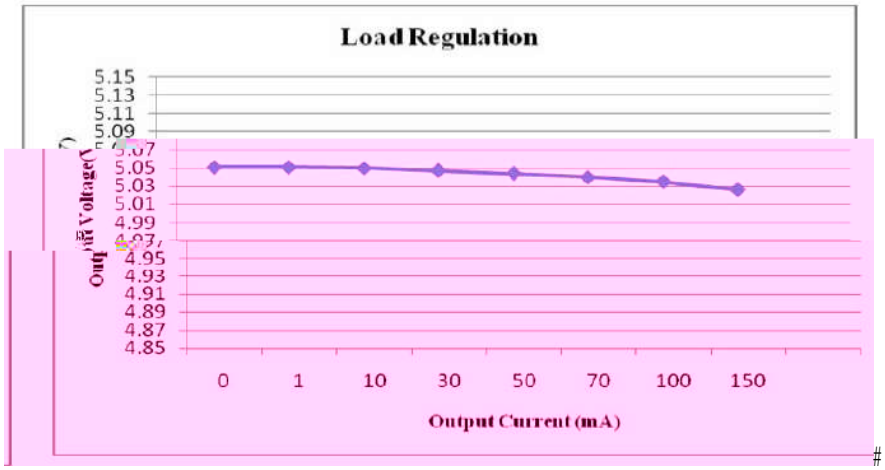

#

F0MZ[!)F #

. @+ #48,%8,# 49,<= #<;7#, 5% &<,8& #

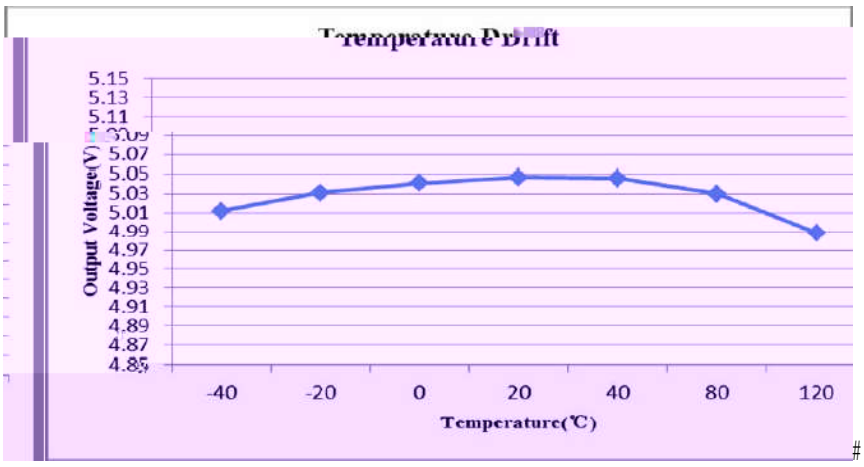

#

F0MZ[!)F 0?P@Z*)5$ #

/ Typical Application Circuit

#.#"<1:3#$%%9:3<,:4;##



#

#.#E:=+#?8,%8,#K8&& ;,#F49,<= # =89<,4&##

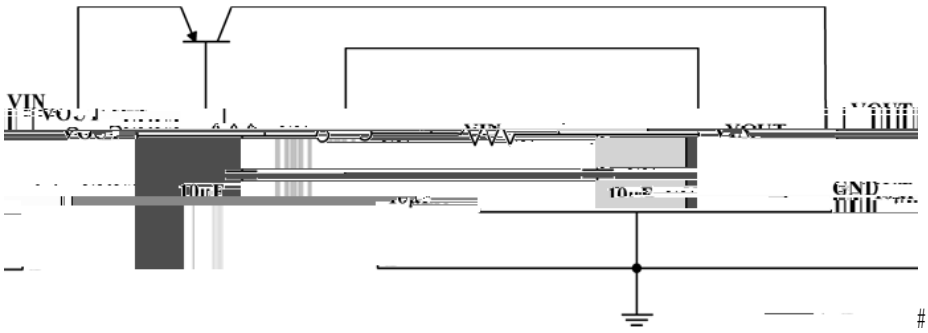

#

#.#>+4&,'K:&38:,#B&4, 3,:4;##

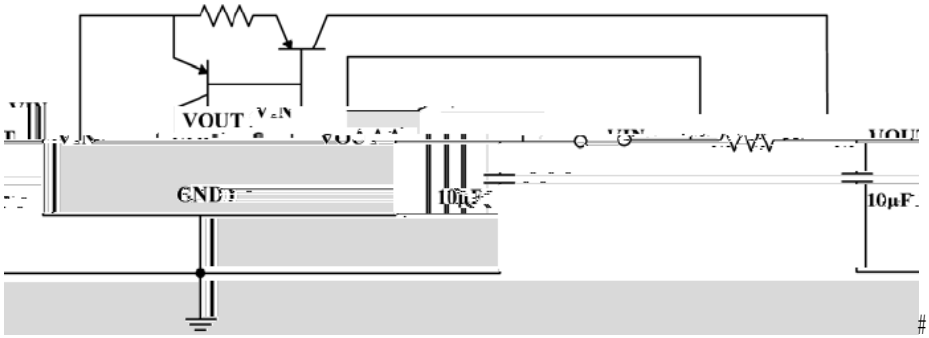

#

/ Typical Application Circuit

.#K:&38:,#04&#0;3& <1:;=#?8,%8,#F49,<=

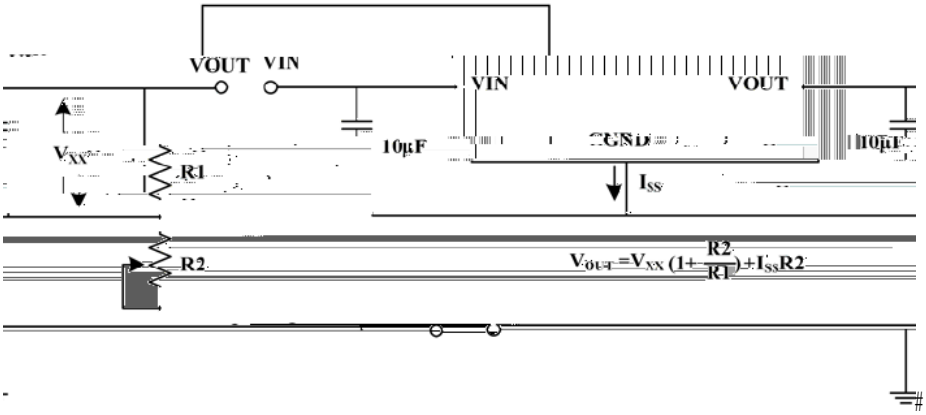

.#K4;1,<;,#K8&& ;,# =89<,4&##

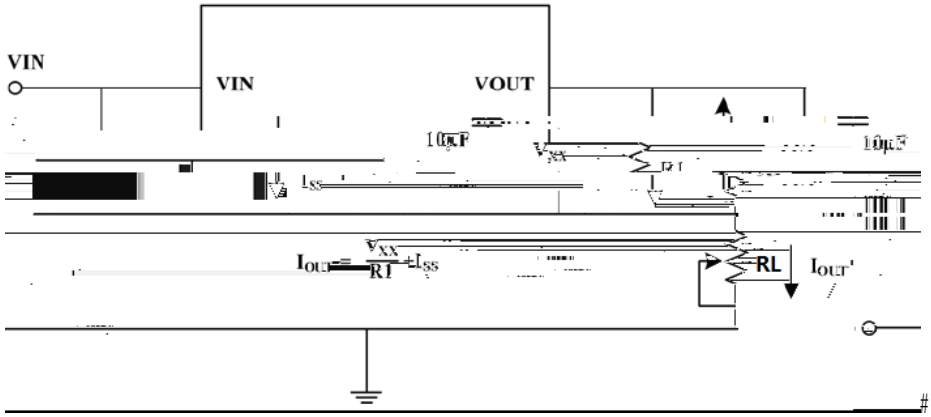

.#N482 #?8,%8,#K:&38:,##

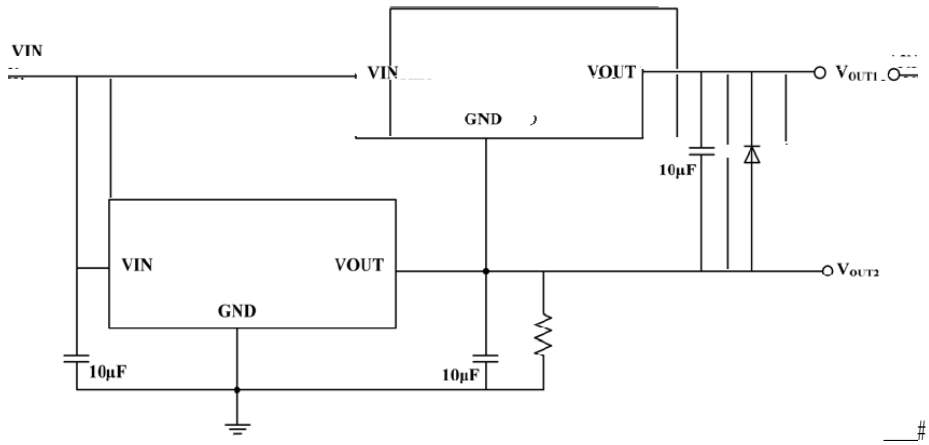

#

BRCO7550MC

!

/ Marking Instructions

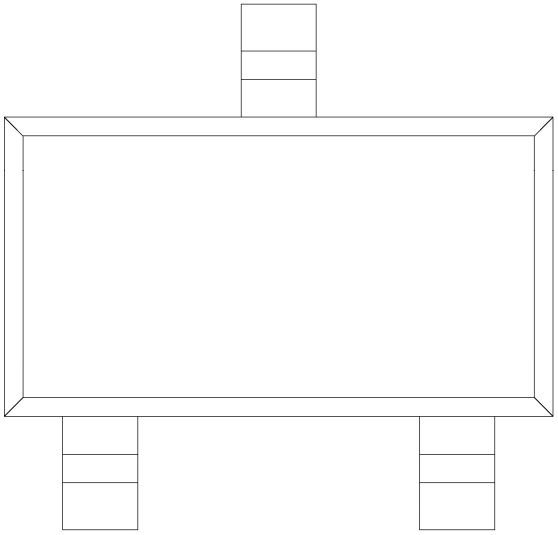

7550

****

M4, -#

[GG)-## ####B&4783,#@H% !#

````-# # ####64,#M4!#K47 D#347 #3+<;= #/ # # ضذ
````

BRCO7550MC