/ Revised record

A			AOS-AOT2144L		

/ DeR ɑ 2

TO-220 N

N-CHANNEL MOSFET in a TO-220 Plastic Package.

,

Ultra Low On-Resistance,fast switching.

PFC

These devices are well suited for high efficient switched mode power supplies，Active power factor correction, electronic lamp ballast based on half bridge topology.

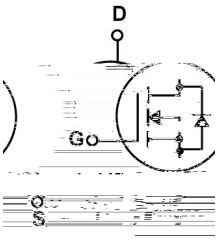



PIN1 G PIN 2 4 D PIN 3 S

/ Marking

See Marking Instructions.

参数 Parameter	符号 Symbol	数值 Rating	单位 Unit
Drain-Source Voltage	V_{DS}	30	V
Drain Current	I_D(Tc=25℃)	217	A
Pulsed Drain Current . ל ضخ	I_{DM}	770	A
Gate-Source Voltage	V_{GS}	±20	V
Single Pulsed Avalanche Energy L=0.5mH	E_{AS}	590	mJ

1002



/ Package Dimensions



/ Marking Instructions

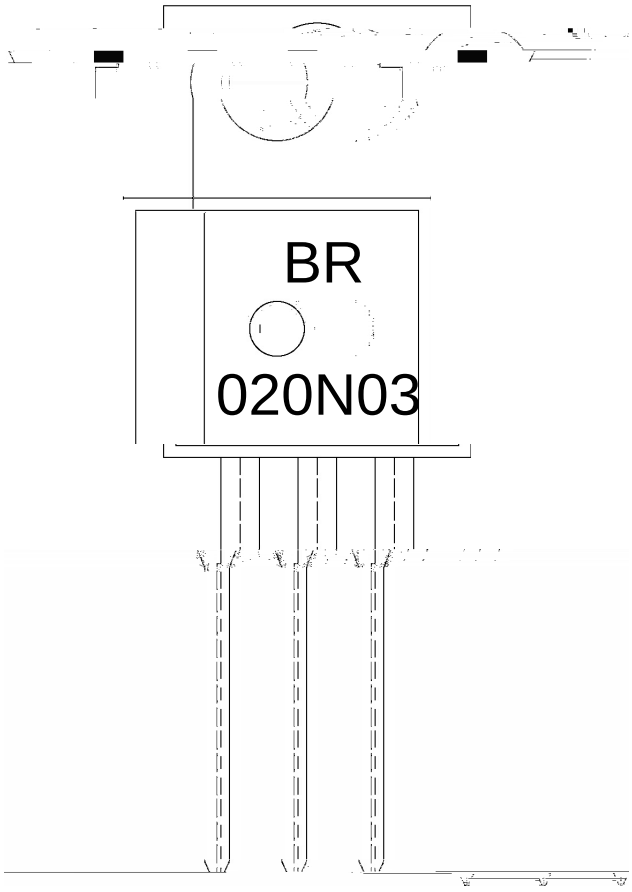

说明：

BR：	为公司代码
020N03：	为型号代码
****：	为生产批号代码，随生产批号变化

Note:

BR:	Company Code
020N03:	Product Type
****:	Lot No. Code, code change with Lot No

( ) / Temperature Profile for Dip Soldering(Pb-Free)

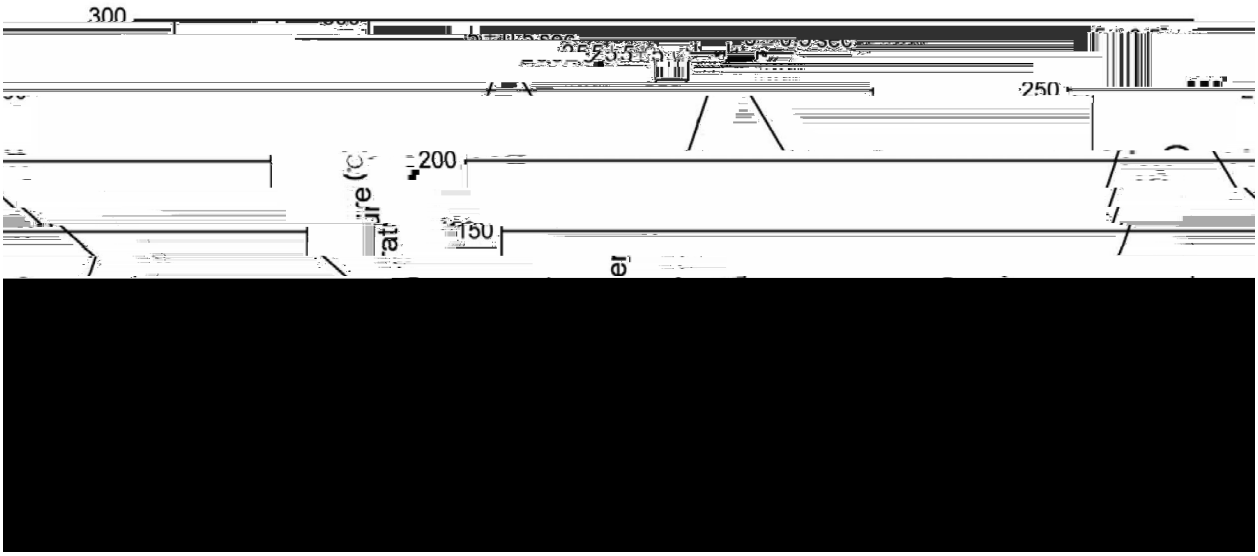

						Note:
1	25	150		60	90sec;	1.Preheating:25~150℃, Time:60~90sec.
2	255±5				5±0.5sec;	2.Peak Temp.:255±5℃, Duration:5±0.5sec.
3			2	10℃/sec.		3. Cooling Speed: 2~10℃/sec.

/ Resistance to Soldering Heat Test Conditions

270±5℃	10±1 sec.	Temp.:270±5℃	Time:10±1 sec

/ Packaging SPEC.

/ BULK

Package Type	Units					Dimension		(unit mm^3)
	!"#$%&'(	&'($%)!!*+&,-	!"#$%)!!*+&,-	)!!*+&,-*$%./#*+&,-	!"#$%./#*+&,-	&'(	)!!*+&,-	./#*+&,-

N