BRCS060N04YMQ

Rev.B Mar.-2023

DATA SHEET

/ Descriptions

PDFN5×6A ㄴ N ئ ㄱ

Dual N-CHANNEL MOSFET in a PDFN5×6A Plastic Package.

/ Features

Dual N-Ch

VDS(V)=40V

ID=60.2A

RDS(ON)<6.5mΩ(VGS=10V)

RDS(ON)<12.5mΩ(VGS=4.5V)

ㄧ AEC-Q101 ㄨ ˎ ㄩ ψ

Qualified to AEC-Q101 Standards for High Reliability; HF Product.

/ Applications

PWM ㄔ ق ㄎ ㄅ ㄱ ㄊ LED ㄋ ʼ ㄈ ㄔ ㄩ

PWM Application, Load Switch, Power Management, Dimming LED, Meet the stringent requirements of automotive applications.

/ Equivalent Circuit

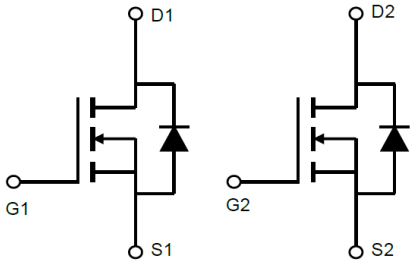

/ Pinning



/ Marking

ㄊ ㄧ ب See Marking Instructions.

Parameter	Symbol	Rating	Unit
Drain-Source Voltage	V_{DSS}	40	V
Drain Current	I_D(Tc=25)	60.2	A
Drain Current - Pulsed	I_{DM}	217	A
Gate-Source Voltage	V_{GSS}	±20	V
Single Pulsed Avalanche Energy	E_{AS}	240.1	mJ
Avalanche Current	I_{AS}	24.5	A
Power Dissipation	P_D(Tc=25)	36	W
Operating and Storage Temperature Range	T_J,T_{stg}	-55 to 150	

Parameter	Symbol	Test Conditions	Min	Typ	Max	Unit
Turn-On Delay Time	t					

/ Electrical Characteristic Curve

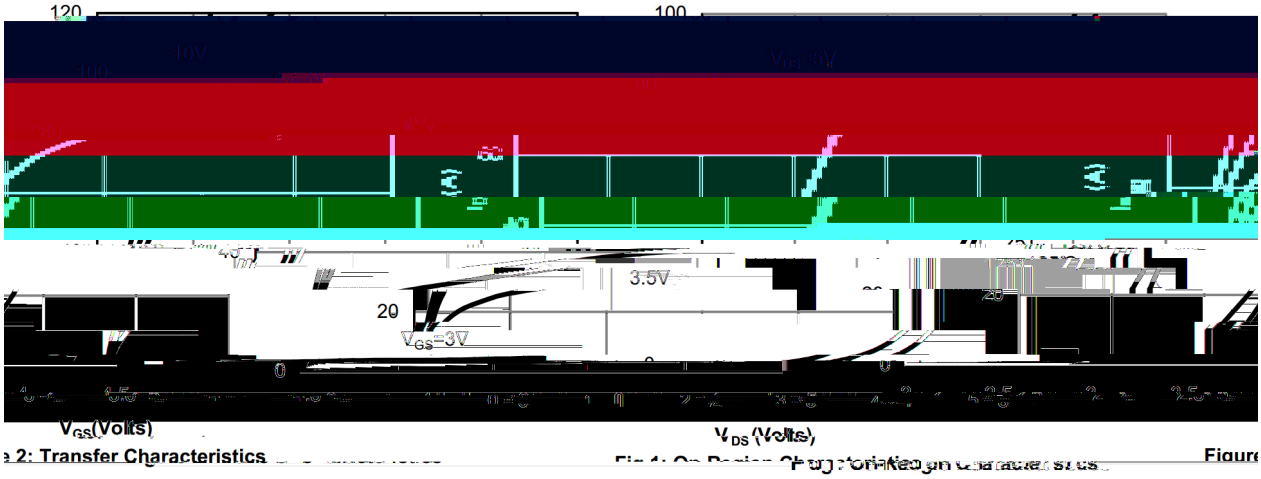

2: Transfer Characteristics

Fig 1: On-Region Characteristics

Figure



Voltage

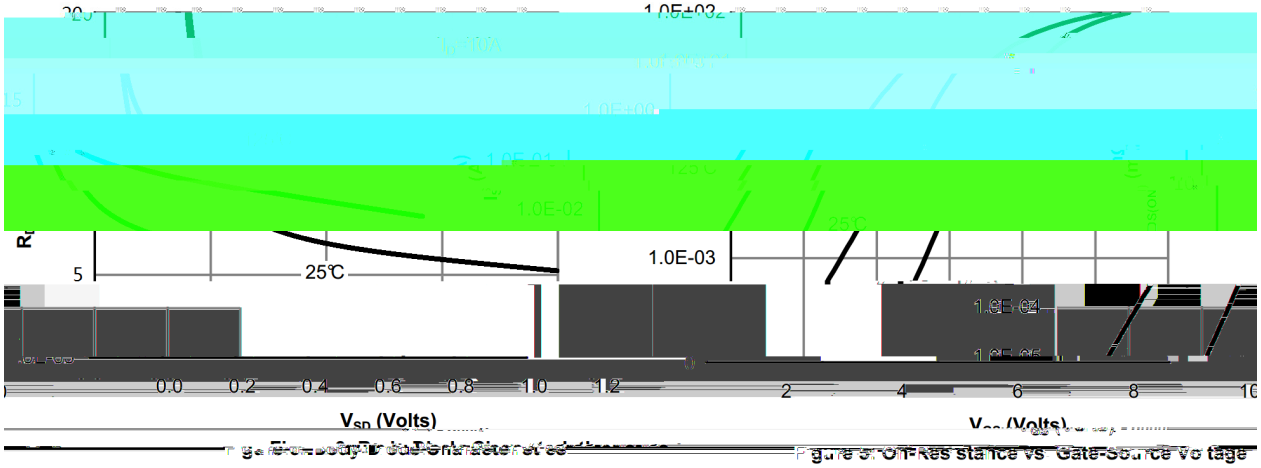

Figure 3: On-Resistance vs. Gate-Source Voltage

/ Electrical Characteristic Curve

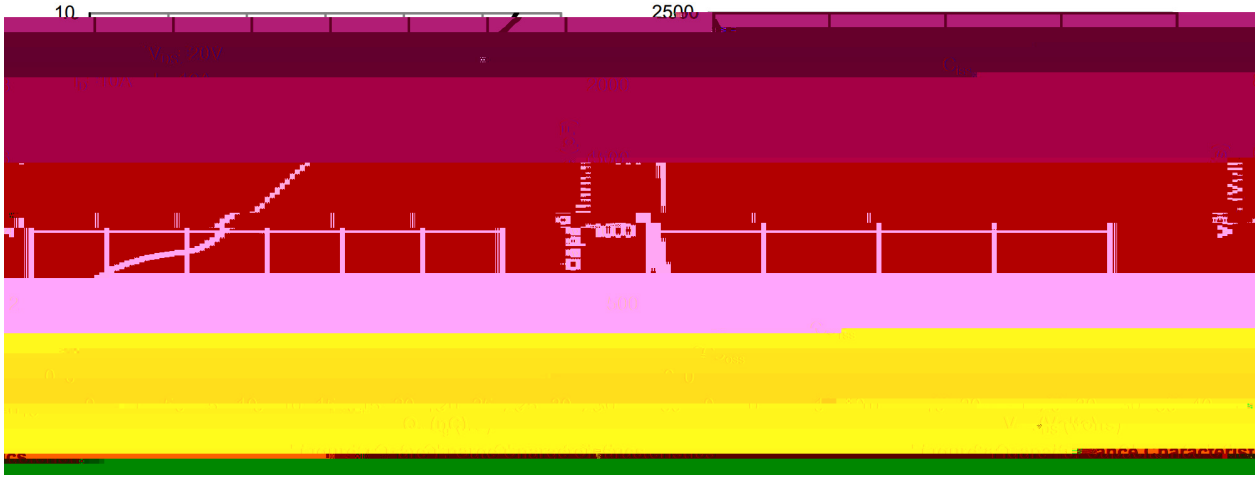

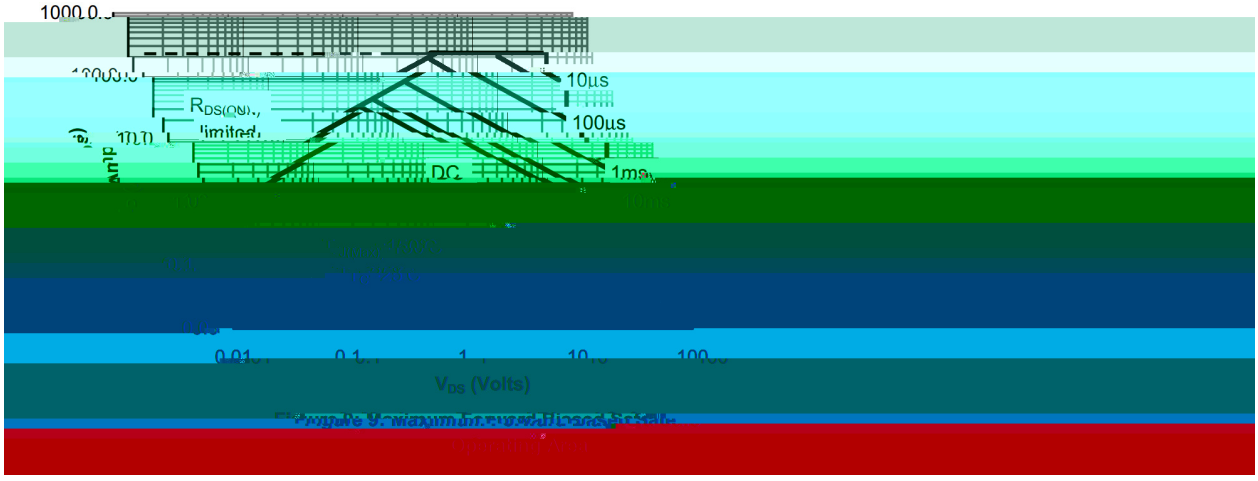

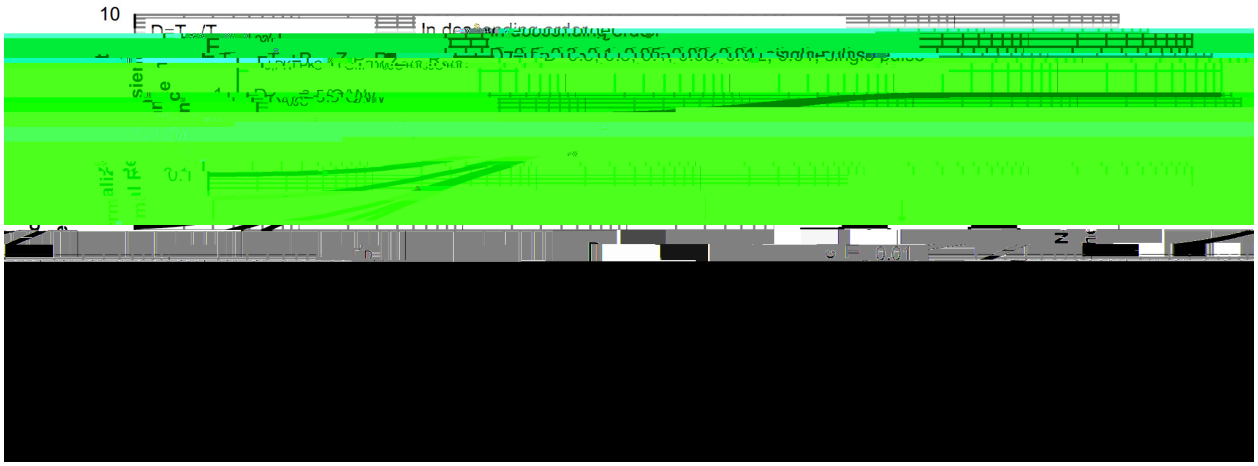

BRCS060N04YMQ

/ Marking Instructions

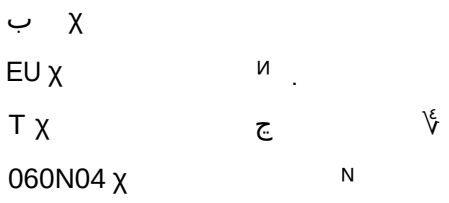

( ) / Temperature Profile for IR Reflow Soldering(Pb-Free)