5 é / Descriptions

TO-263 .> / / x N ?ú 3 MOS « | • 'ož N-CHANNEL MOSFET in a TO-263 Plastic Package.

¤ª / Features

z õ > z F Ø •¼ , † ½ož

Low gate charge, Low Crss , Fast switching.

Ð ÷ / Applications

9 ä È • ¼ › k ÿ s v ˜ k ; 6 9 ›ož

High efficiency switch mode power supplies, Electronic lamp ballasts based on half bridge, UPS .

Ã W] Ô · / Equivalent Circuit

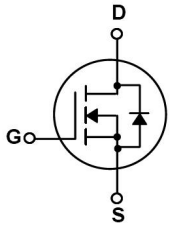

• Û - æ / Pinning



PIN1 y G PIN 2o•4 y D PIN 3 y S

Z Ü B , M V / h_{FE} Classifications & Marking

• - ~ ª ¢ož See Marking Instructions.

@ *f*	… Z	*f* ›	% y
Parameter	Symbol	Rating	

Ø ¤ =) ¢ / Package Dimensions

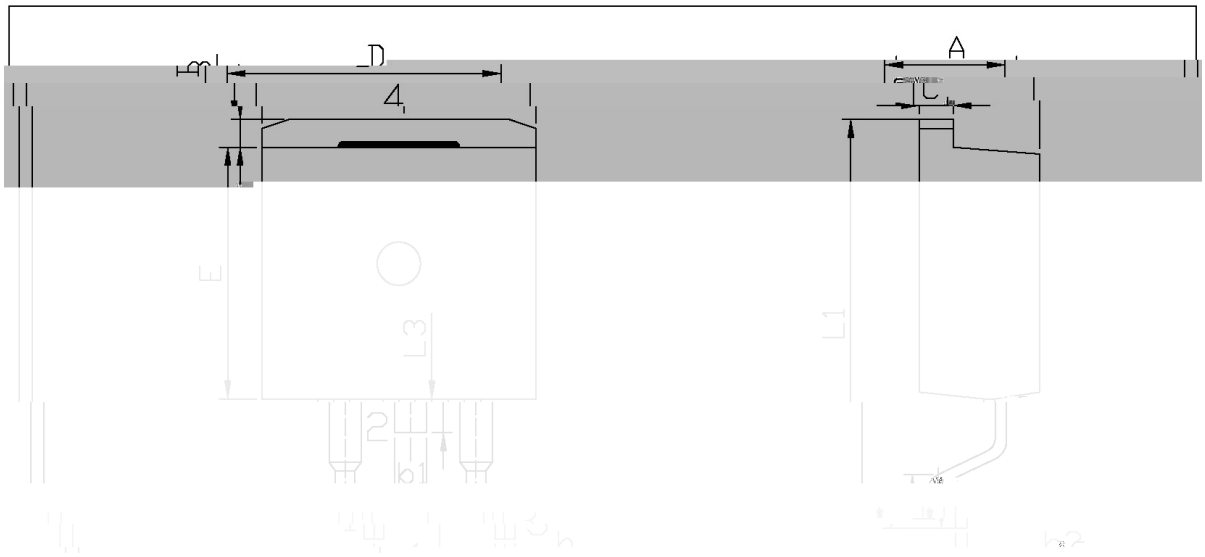

	Max		Min	Max		Min
	9.40	A	4.30	4.70	E	9.00
	2.74	B	1.00	1.40	e1	2.34
	4.88					
	15.00	16.00	b1	1.15	1.35	L1

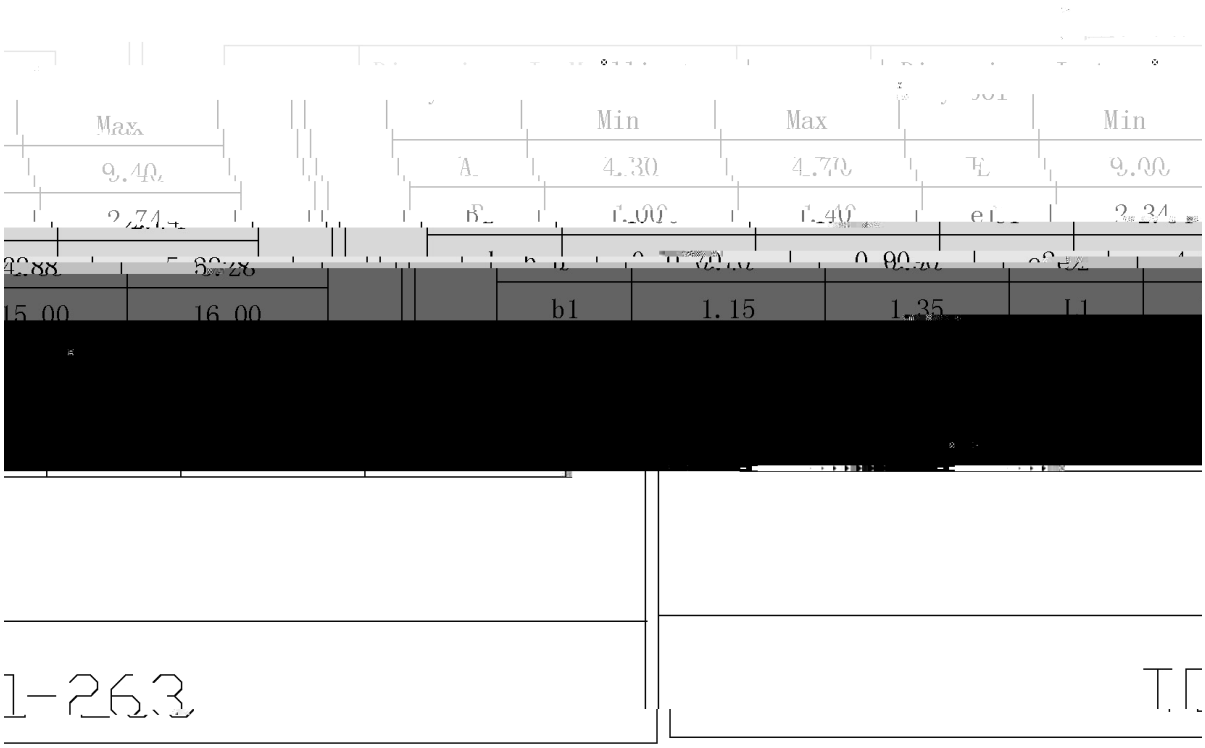

, M y ƒ / Marking Instructions



ª ¢ y

(8 y ¸ [W A

4 y º Z W A

y ÿ D Z W A k š ÿ D Z J ož

Note:

BR:	Company Code
12N65:	Product Type.
****:	Lot No. Code, code change with Lot No.

š WD t … • Ž ¢ (x /) / : K S V K X G Z [X K 6 X U L O R K L U X / 8 8 K L R U] 9 U R J K X O T M 6

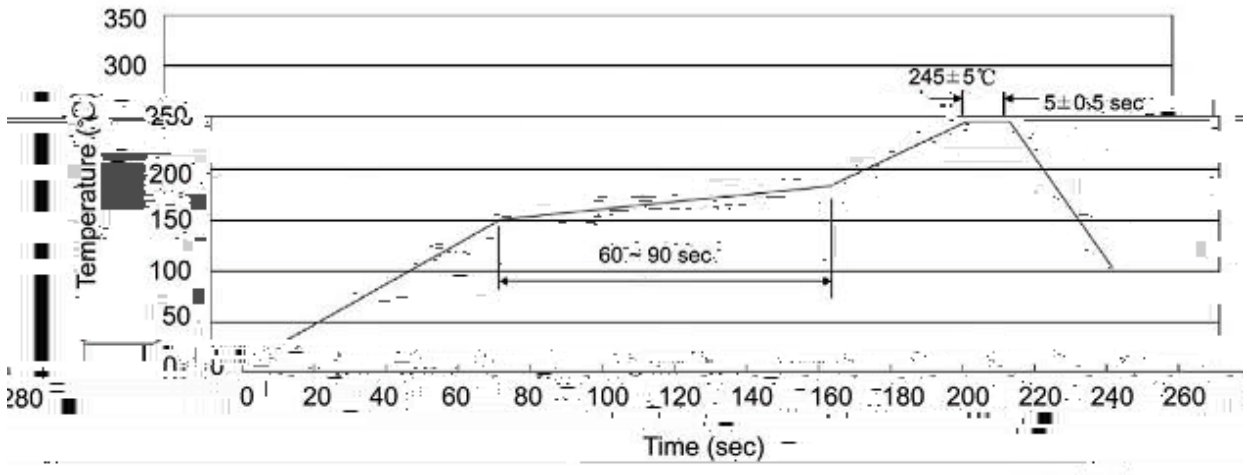

ª ¢ y

1o• Ä ½ “ † 150 ½180 - k ž • 60 ½90sec;

2o• Q › “ † 245 r5 - k ž • 4 Ò 5 r0.5sec;

3o•D N ò i Ò 0 , † 2 ½10 - /sec.

Note:

1.Preheating:150~180 - , Time:60~90sec.

2.Peak Temp.:245 r5 - , Duration:5 r0.5sec.

3. Cooling Speed: 2~10 - /sec.

ÂD /Cã p ¯ »] / Resistance to Soldering Heat Test Conditions

“ † y 260 r5 - ž • y 10 r1 sec. Temp.:260±5 Time:10±1 sec

G P á / Packaging SPEC.

2 & x / REEL

Package Type ß m ù ´	Units g m ô h					Dimension g m d Ê (unit ! mm³)		
	Units/Reel /	Reels/Inner Box	Units/Inner Box / ç	Inner Boxes/Outer Box ç / ±	Units/Outer Box / ±	Reel	Inner Box ç	Outer Box ±
TO-263	800	1	800	5	4,000	13s ×24	360×360×50	385×257×392

ì ’ x / TUBE

Package Type ß m ù ´	Units g m ô h					Dimension g m d Ê (unit ! mm³)		
	Units/Tube / Š •	Tubes/Inner Box Š • / ç	Units/Inner Box / ç	Inner Boxes/Outer Box ç / ±	Units/Outer Box / ±	Tube Š •	Inner Box ç	Outer Box ±
TO-263	50	20	1,000	5	5,000	532×33×7.0	555×164×50	575×290×180

„ Ð y ƒ / Notices