BRCS200N04YA

Rev.A May.-2023

DATA SHEET

/ Descriptions

SGIQ6Ö60;0 Ṃ Ṃ Ł ᴥ Q ǰ PRV ʃ ᷉ Ẕ ˥

Grxe0h Q0FKDQQH0 PRVIHW lq d SGIQ6Ö60;0 S0dvwlf Sdfndjh1

/ Features

V_{DS}=40V I_D=19A

$R_{DS(ON)}$@10V<20mΩ(Typ.18mR)

$R_{DS(ON)}$@4.5V<35mΩ(Typ.24mR)

ŋ̀ ƒ β HF Product.

/ Applications

a ℓ ˜Ω̣ ⅃ ı GF2GF ج ˜Ω H

Synchronous Rectification,DC/DC Converter.

/ Equivalent Circuit

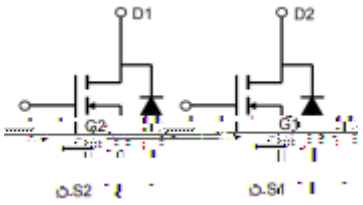

/ Pinning

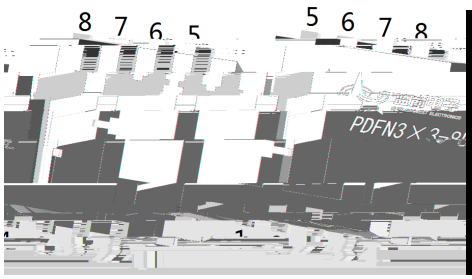

[redacted]

/ Marking

ð M ˥ ب ˝

See Marking Instructions.

v ̈Ω̣ Parameter	ϟ N Symbol	̈Ω̣Ö Rating	D Ӈ Unit
Drain-Source Voltage	V_{DSS}	40	V

Drain Current I

/ Electrical Characteristics(Ta=25)

v ̈Ω̣ Parameter	ɿ N Symbol	⅃ ;ʎ ʈ Test Conditions	ω̣ ṇ Ö Min	Ɛ ʒ Ö Typ	ω̣ ʑ Ö Max	D Ɥ Unit
Turn-On Delay Time	$t_{d(on)}$	V_{DS}=20V V_{GS}=10V R_L=3.3Ω R_{GEN}=3Ω		6.5		ns
Turn-On Rise Time	t_r			3.7		ns
Turn-Off Delay Time	$t_{d(off)}$			18.2		ns
Turn-Off Fall Time	t_f			7.1		ns

/ Electrical Characteristic Curve

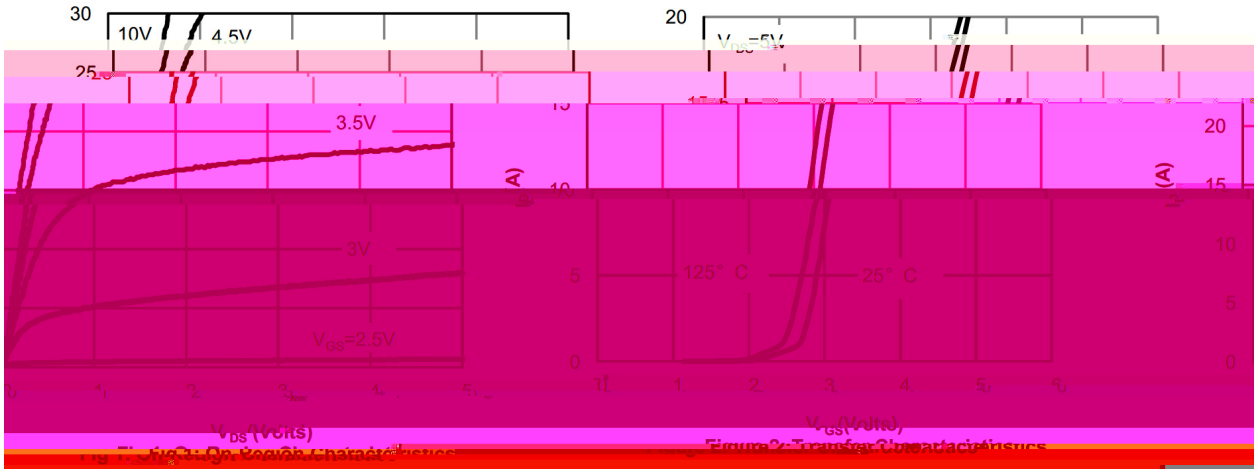

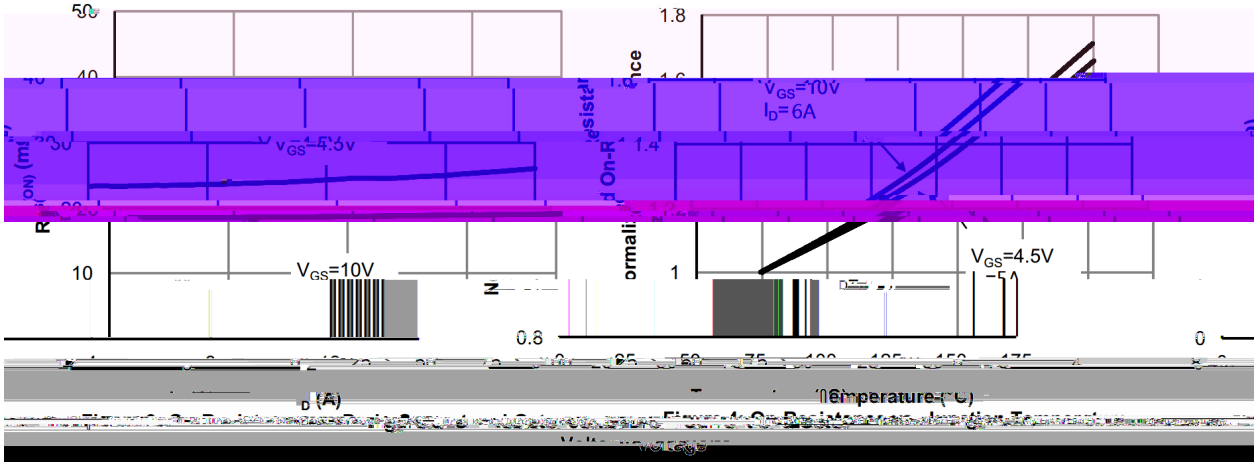



N- / N-CHANNEL Electrical Characteristic Curve

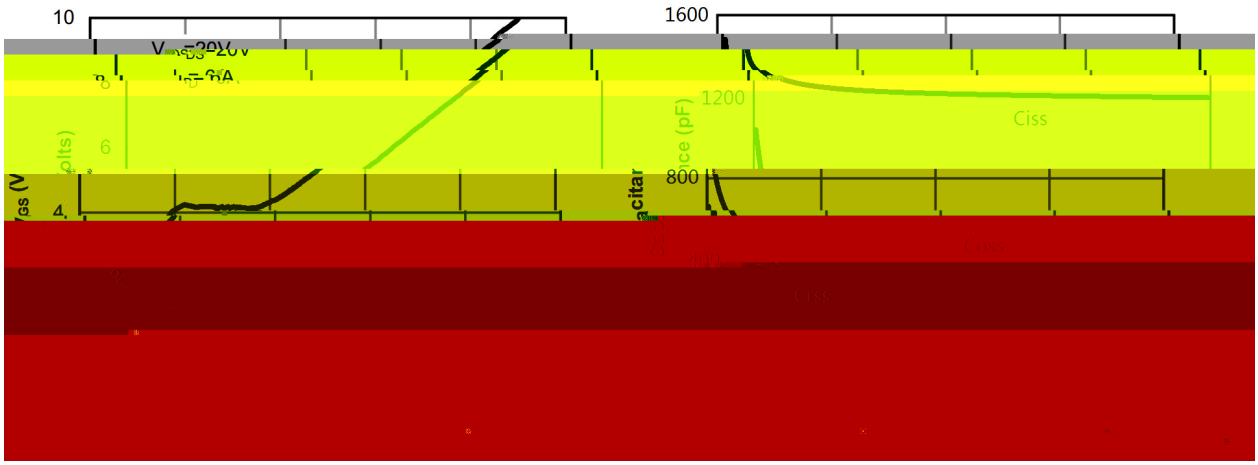

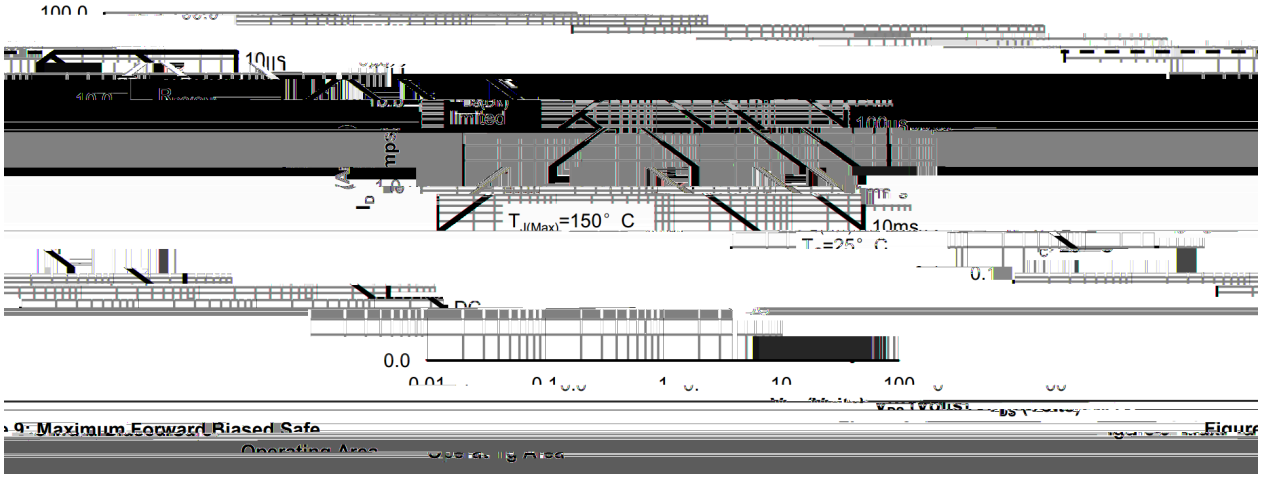

9: Maximum Forward Biased Safe Operating Area



/ Package Dimensions

PDFN3X3-8L Unit:mm

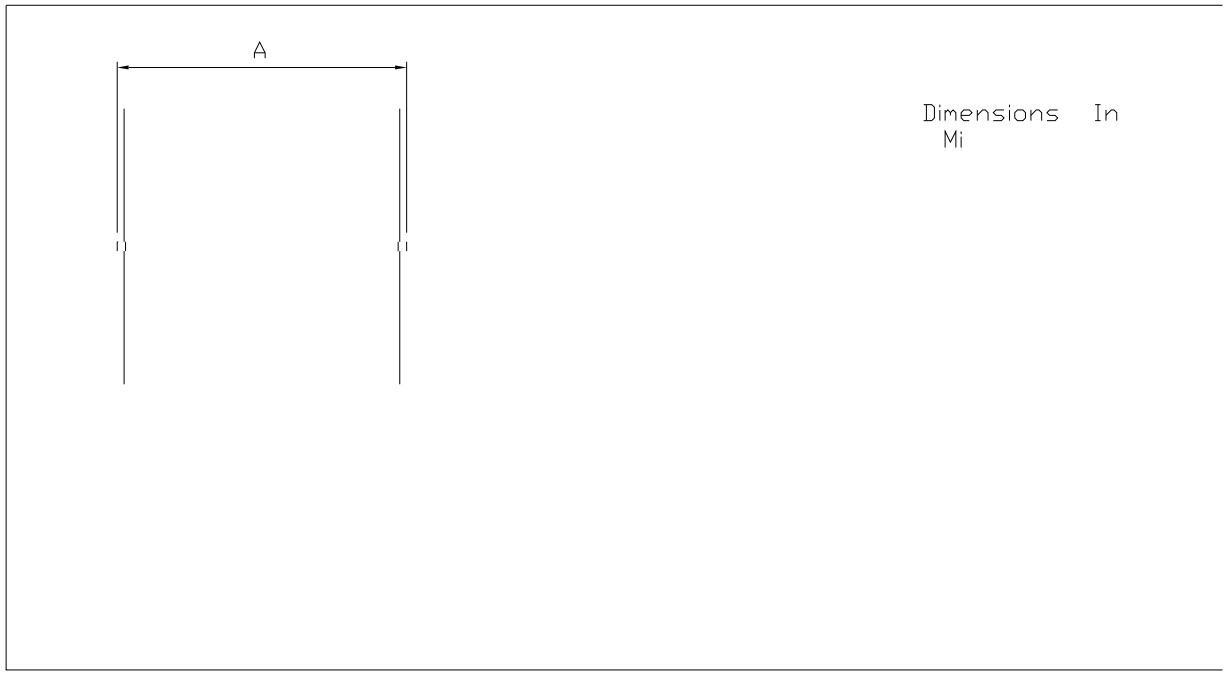

Rev.00 202011

/ Marking Instructions

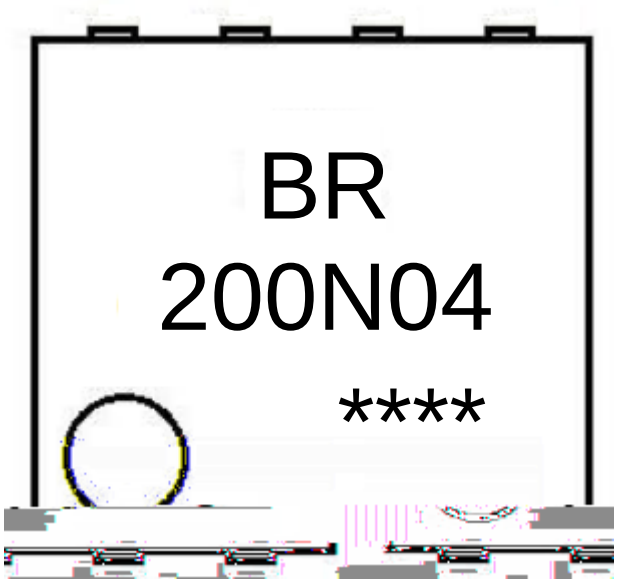

ب ˝ χ

BR χ	ѭ ʒ ᴵ ᴵ
200N04 χ	ѭ ʒ ᴺ ᴵ
---- χ	ѭ ɨ ɾ ŋ̋ ᴺ ᴵ ɨ ɞ ɨ ɾ ŋ̋ ᴺ ᴹ ᴾ

Note:

BR:	Company Code
200N04:	Product Type Code
****:	Lot No. Code, code change with Lot No

BRCS200N04YA

Rev.A May.-2023