v ˝Ǫ Parameter		ϟ N Symbol	˝Ǫ Ö Rating	D Ӈ Unit
Drain-Source Voltage		V_{DSS}	-20	V
Gate-Source Voltage		V_{GSS}	±12	V
Continuous Drain Current		I_D (T_a=25°C)	-9.5	A
Pulsed Drain Current		I_{DM}	-43	A
Power Dissipation for Single Operation		P_D (T_a=25)	2.8	W
Maximum Junction Temperature		T_j	150	
Storage Temperature Range		T_{stg}	-55 Ḱ 150	
Thermal Resistance-Junction to Ambient	t˘10s	$R_{\theta JA}$	45	/W
	Steady State		78	/W

Parameter	Symbol	Test Conditions		Min	Typ	Max	Unit
Drain-Source Breakdown Voltage	BV_{DSS}	I_D=-250μA	V_{GS}=0V	-20	-22.5		V
Zero Gate Voltage Drain Current	I_{DSS}	V_{DS}=-20V	V_{GS}=0V			-1.0	μA
Gate-Body leakage current	I_{GSS}	V_{DS}=0V	V_{GS}=±12V			±100	nA
Gate Threshold Voltage	$V_{GS(th)}$	V_{DS}=VGS	I_D=-250μA	-0.5	-0.6	-1.0	V
Static Drain-Source On-Resistance	$R_{DS(ON)}$	V_{GS}=-4.5V	I_D=-5A		20	22	mΩ
		V_{GS}=-2.5V	I_D=-4A		26	30	
		V_{GS}=-1.8V	I_D=-3A		35	100	
Diode Forward Voltage	V_{SD}	I_S=-1A	V_{GS}=0V			-1.2	V
Gate resistance	Rg	V_{GS}=0V, f=1MHz	V_{DS}=0V,		11		Ω
Input Capacitance	C_{iss}	V_{GS}=0V f=1MHz	V_{DS}=-5V		1700		pF
Output Capacitance	C_{oss}				600		
Reverse Transfer Capacitance	C_{rss}				450		
Total Gate Charge	Q_g	V_{GS}=-4.5V, I_D=-6A	V_{DS}=-10V,		13		nC
Gate Source Charge	Q_{gs}				2.5		
Gate Drain Charge	Q_{gd}				4.2		
Turn–On Delay Time	$t_{d(on)}$	V_{GS}=-4.5V V_{DS}=-10V	R_L=1.25Ω R_{GEN}=3Ω		7.5		ns
Turn–On Rise Time	t_r				29.2		
Turn–Off Delay Time	$t_{d(off)}$				103		
Turn–Off Fall Time	t_f				50		

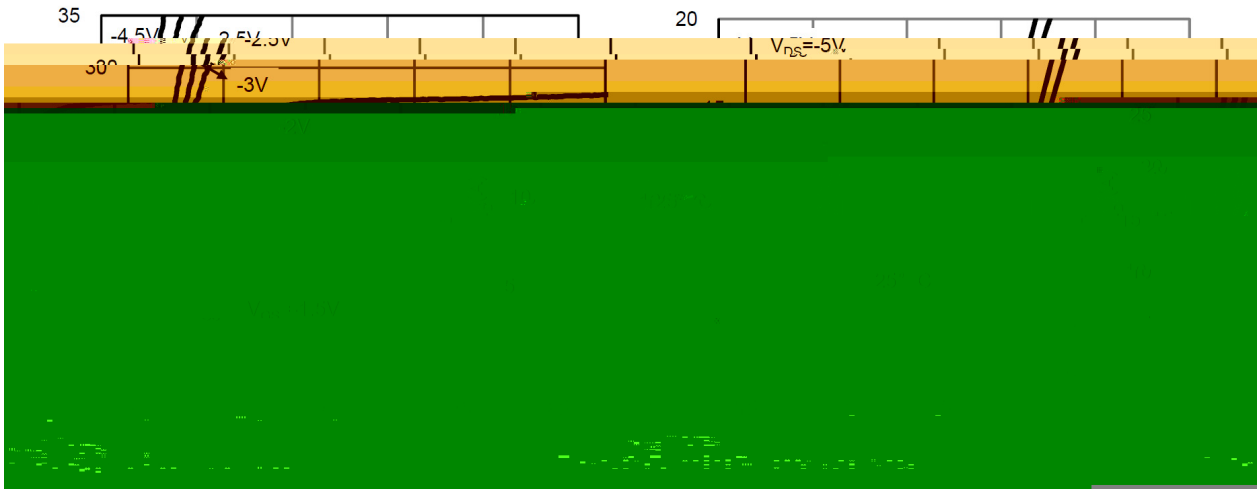
35
-3V
20
V_{DS}=-5V


1.6

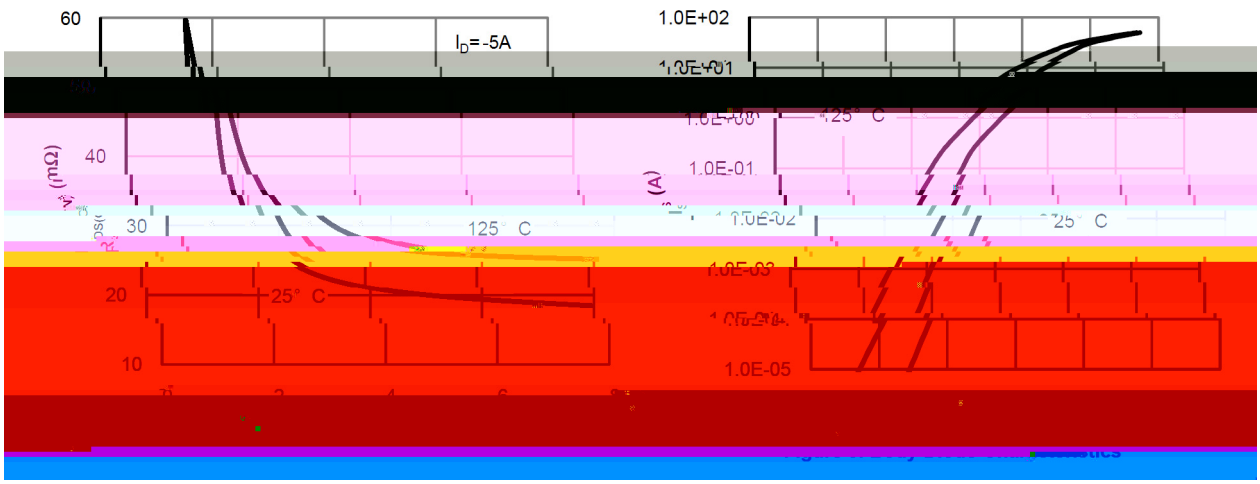
60
I_D=-5A
40
30
20
10
125° C
25° C
1.0E+02
1.0E-01
1.0E-02
1.0E-03
1.0E-05
25° C



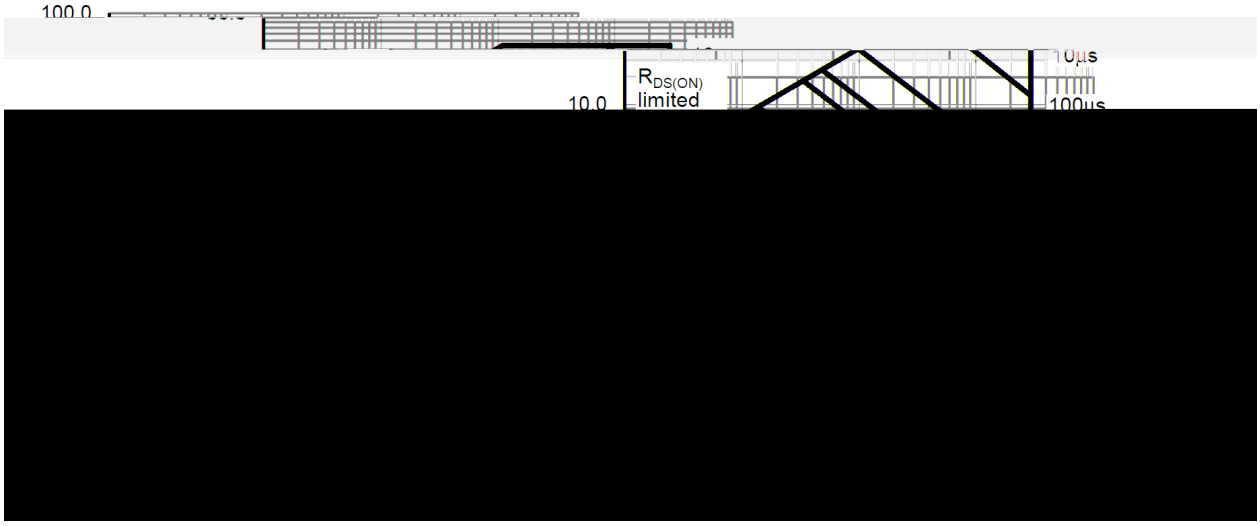
100.0
10.0
$R_{DS(ON)}$
limited
10μs
100μs

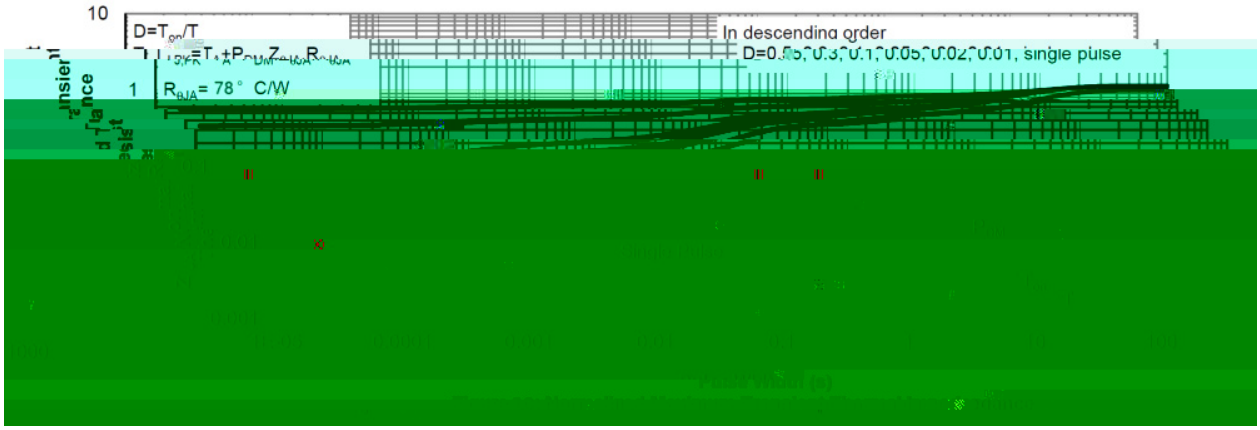
10
D=T_{on}/T
In descending order
1
$R_{\theta JA}$= 78° C/W

DFN2×2B-6L-0.5 Unit:mm

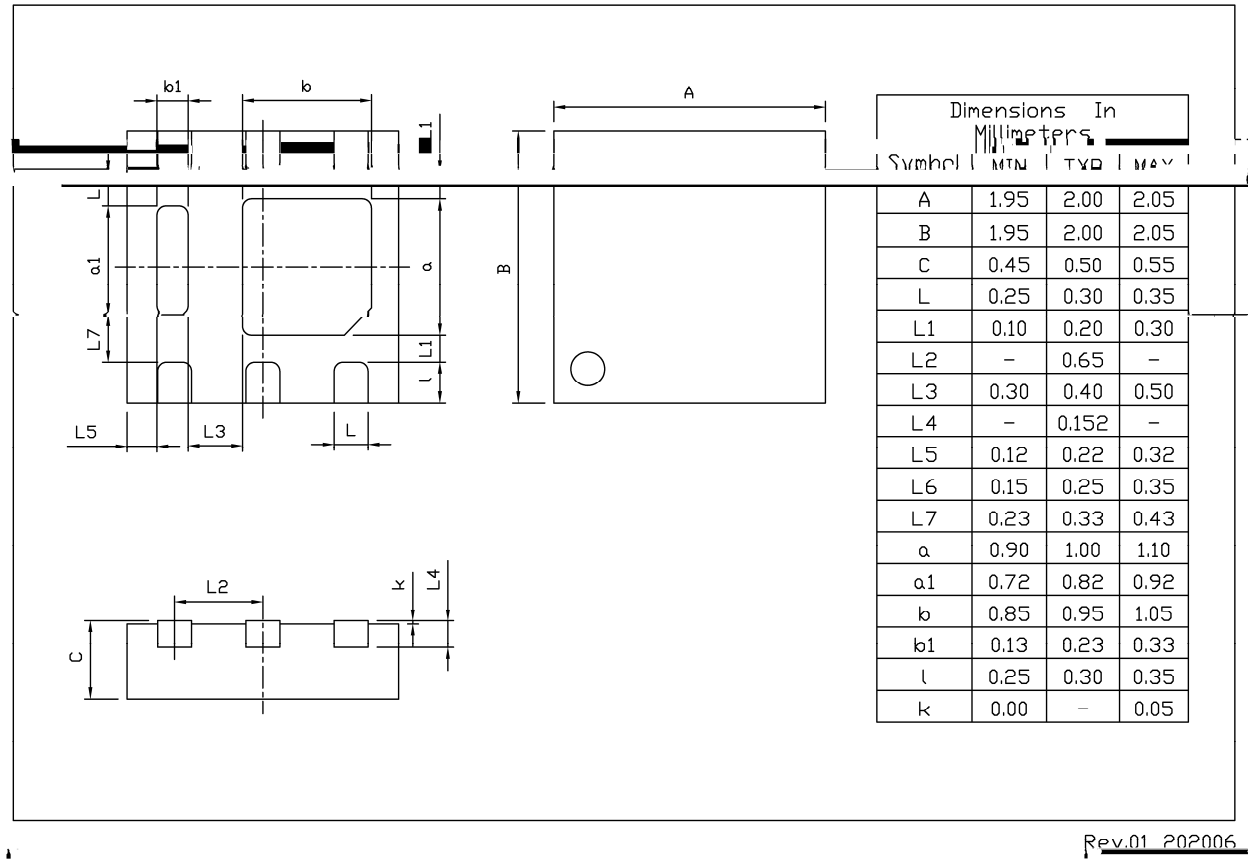

Dimensions In Millimeters			
Symbol	MIN	TYP	MAX
A	1.95	2.00	2.05
B	1.95	2.00	2.05
C	0.45	0.50	0.55
L	0.25	0.30	0.35
L1	0.10	0.20	0.30
L2	–	0.65	–
L3	0.30	0.40	0.50
L4	–	0.152	–
L5	0.12	0.22	0.32
L6	0.15	0.25	0.35
L7	0.23	0.33	0.43
a	0.90	1.00	1.10
a1	0.72	0.82	0.92
b	0.85	0.95	1.05
b1	0.13	0.23	0.33
l	0.25	0.30	0.35
k	0.00	–	0.05

Rev.01 202006



ب ˝ χ

BR χ	ѭ ϡ ᴵᴵ Ɓ
200P02 χ	ѭ ʒ ᴺ Ɓ
**** χ	ѭ ɨ ɾ ŋ̋ ᴺ Ɓ ɪ ɐ ɨ ɾ ŋ̋ ᴺ ψ ק

Note:

BR:	Company Code
200P02:	Product Type Code
****:	Lot No. Code, code change with Lot No

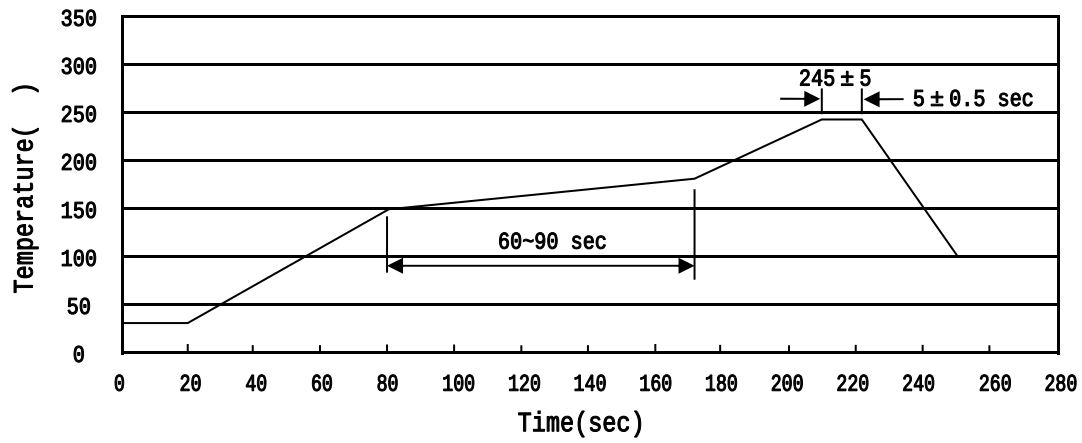

ب ˝ χ

1 ⺊ ♬ □ ỷ 150 Ḱ 180 ⺊ ı `H ⺋ 60 Ḱ 90sec;

2 Š Ö □ ỷ 245°5 ⺊ ı `H ⺋ ˙Y ⺈ ⺮ 5°0.5sec;

3 ì ˙ ⺈ ˛ ɔ ⺌ ỷ ⺮ 2 Ḱ 10 ⺊ /sec.

Note:

1.Preheating:150~180 ⺊ , Time:60~90sec.

2.Peak Temp.:245°5 ⺊ , Duration:5°0.5sec.

3. Cooling Speed: 2~10 ⺊ /sec.

□ ỷ χ 260°5 ⺊ `H ⺋ χ 10°1 sec. Temp.:260±5 Time:10±1 sec

ɔ` γ ⺊ / REEL

Package Type	Units					Dimension (unit mm³)		
	Units/Reel /	Reels/Inner Box /	Units/Inner Box /	Inner Boxes/Outer Box /	Units/Outer Box /	Reel	Inner Box	Outer Box
DFN2×2B-6L	4,000	10	40,000	4	160,000	7 ×8	210×205×205	445×435×230