BRCS20P04DP

Rev.B Jul.-2018

DATA SHEET

/ Descriptions

TO-252 P MOS P-CHANNEL MOSFET in a TO-252 Plastic Package.

/ Features

, ,

Low gate charge, low crss, fast switching.

/ Applications

DC/DC

Suited for low voltage applications such as automotive,DC/DC Converters,and high efficiency

switching for power management in protable and battery operated products.

/ Equivalent Circuit

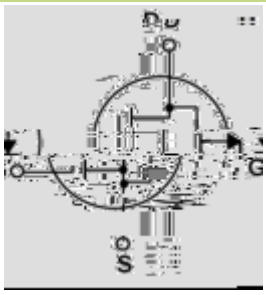

/ Pinning



PIN1 G PIN 2 D PIN 3 S PIN 4 D

/ h_{FE} Classifications & Marking

See Marking Instructions.

Parameter	Symbol	Rating	Unit

/ Electrical Characteristic Curve

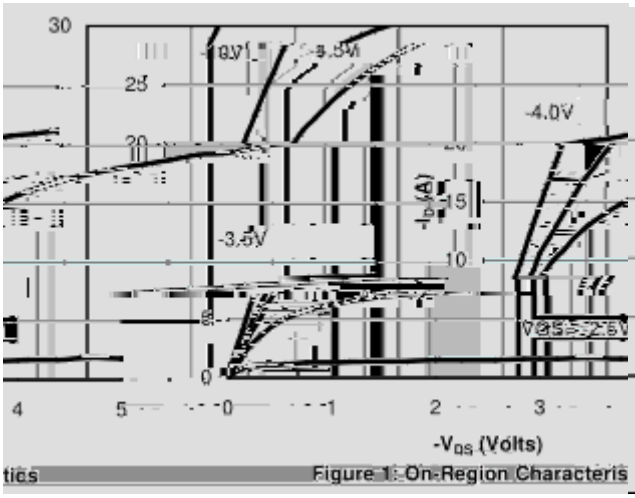

tics Figure 1: On-Region Characteris

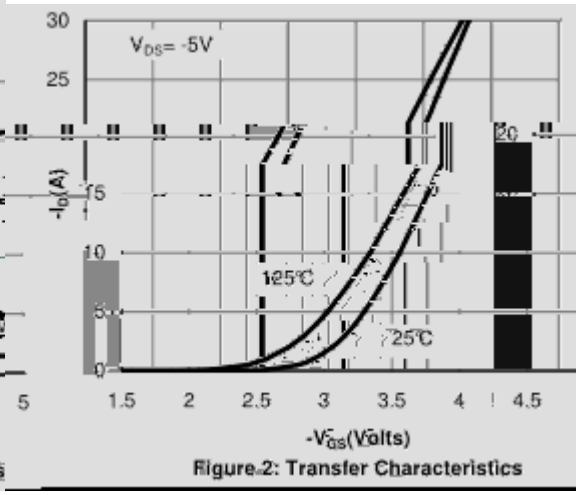

Figure 2: Transfer Characteristics

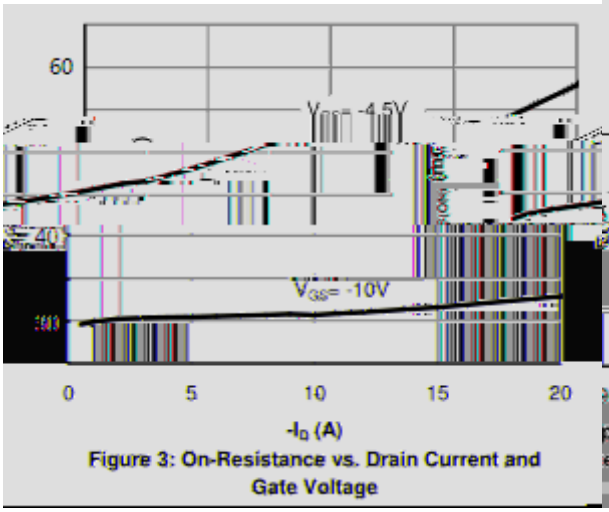

Figure 3: On-Resistance vs. Drain Current and Gate Voltage

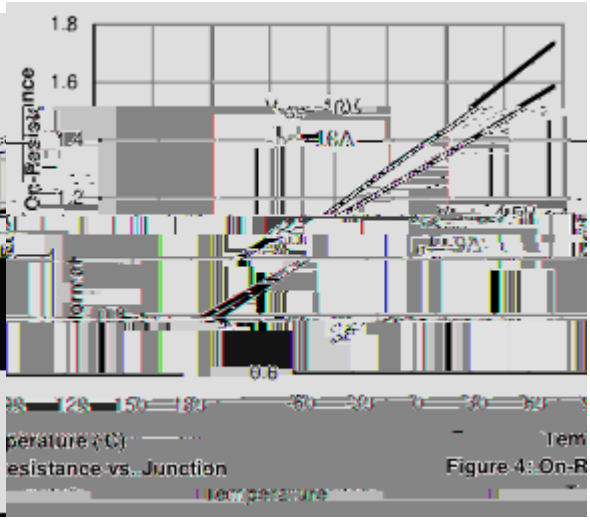

esistance vs. Junction Figure 4: On-R

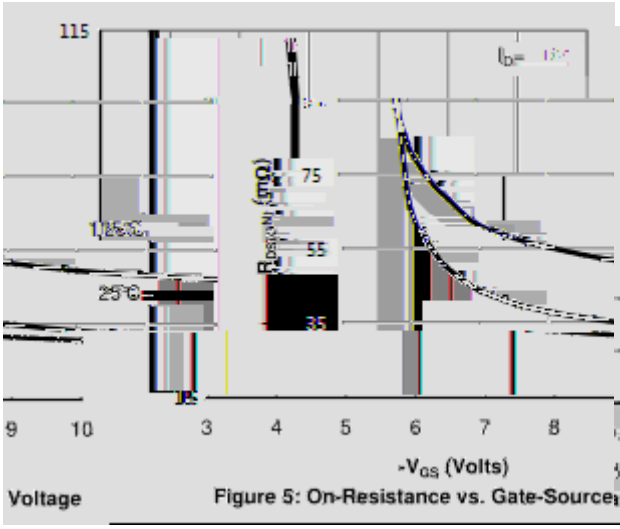

Voltage Figure 5: On-Resistance vs. Gate-Source

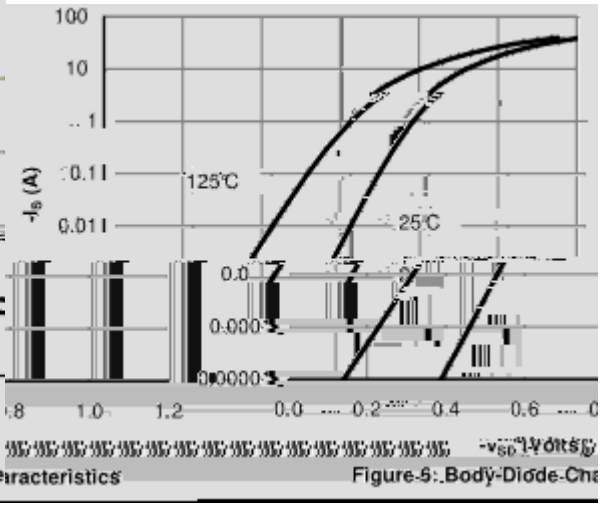

aracteristics Figure 6: Body-Diode-Cha

/ Electrical Characteristic Curve

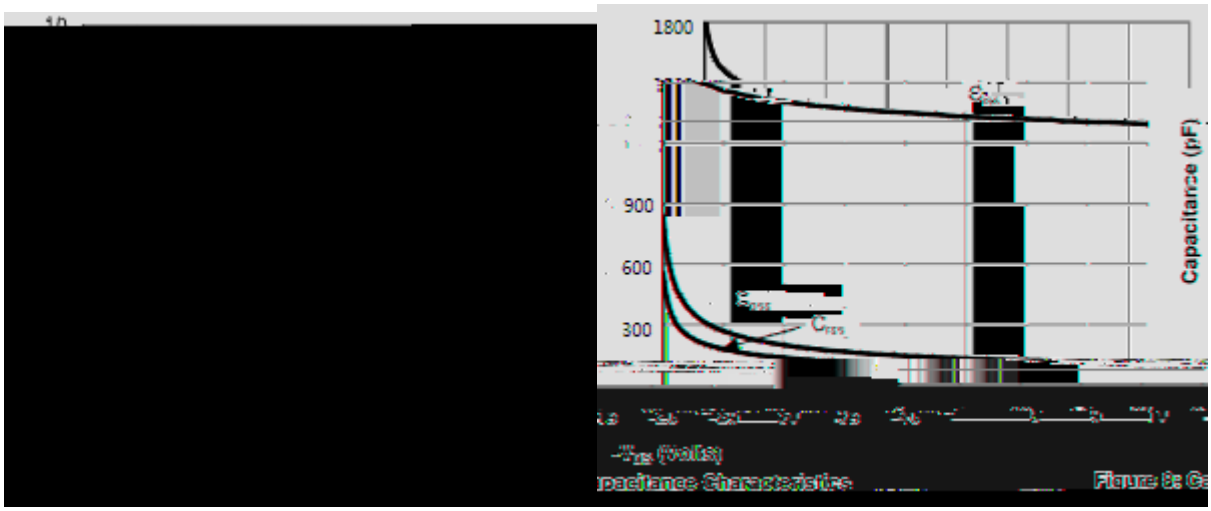

Capacitance Characteristics Figure 8: Ca

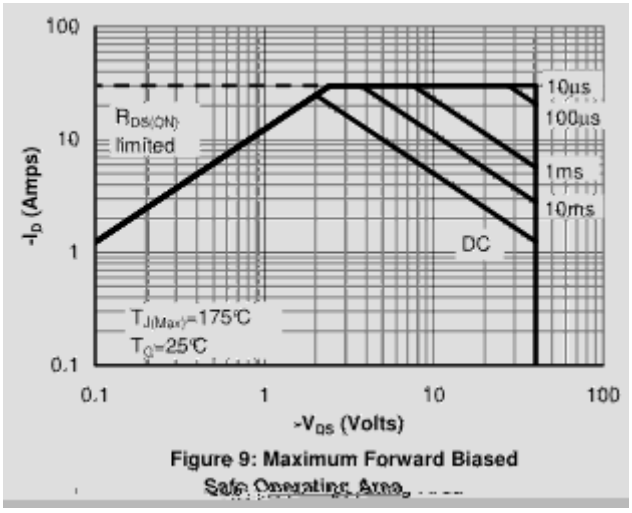

Figure 9: Maximum Forward Biased Safe Operating Area

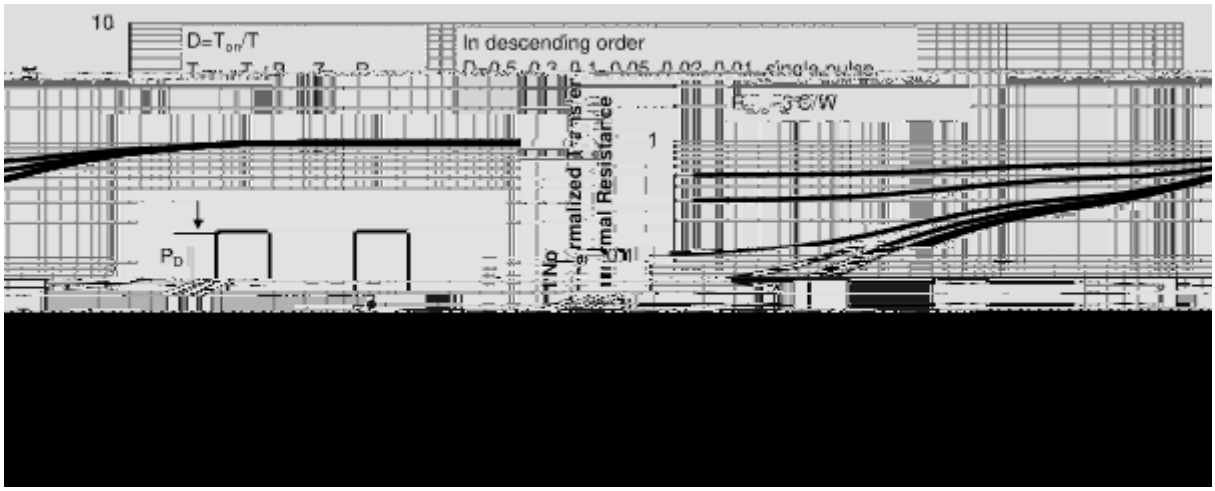

/ Package Dimensions





/ Marking Instructions

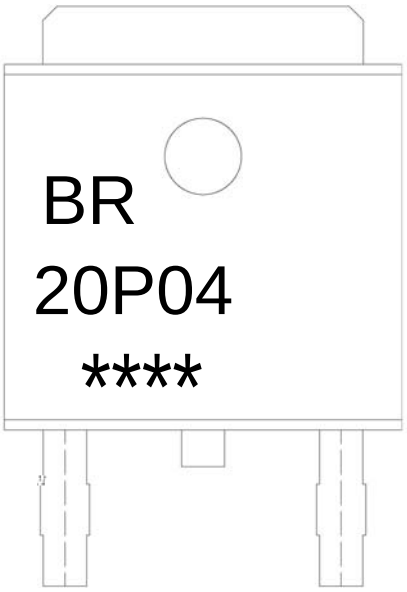

BR

20P04

****

Note:

BR:	Company Code
20P04:	Product Type.
****:	Lot No. Code, code change with Lot No.

( ) / Temperature Profile for IR Reflow Soldering(Pb-Free)



1	150 158	60 90sec;	Note: 1.Preheating:150~180 , Time:60~90sec.
2	245±5	5±0.5sec;	2.Peak Temp.:245±5 , Duration:5±0.5sec.
3	2 10	/sec.	3. Cooling Speed: 2~10 /sec.

/ Resistance to Soldering Heat Test Conditions

260±5 10±1 sec. Temp.:260±5 Time:10±1 sec

/ Packaging SPEC.

/ REEL

Package Type	Units					Dimension (unit mm^3)		
	Units/Reel /	Reels/Inner Box /	Units/Inner Box /	Inner Boxes/Outer Box /	Units/Outer Box /	Reel	Inner Box	Outer Box
TO-252	2,500	2	5,000	5	25,000	13 ×16	360×360×50	385×257×392

/ TUBE

Package Type	Units					Dimension (unit mm^3)		
	Units/Tube /	Tubes/Inner Box /	Units/Inner Box /	Inner Boxes/Outer Box /	Units/Outer Box /	Tube	Inner Box	Outer Box
TO-251/252	75	48	3,600	5	18,000	526×20.5×5.25	555×164×50	575×290×180

/ Notices