## 5 é / Descriptions

?ú 3 .> / / x « | • ’ož

## ¤ ª / Features

8*9 U T 4 k y > z k ) X Y 4 k • ¼ , † ½ož

## Ð ÷

9 z 9 è ò y V ñ èo• ô Eo• Ž ` ” D } › ä | ô Eož

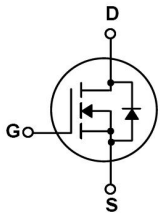





y y y

## Z Ü B , M V / $h_{FE}$ Classifications & Marking

• - ~ ª ¢ož

## Ã a ? d / Absolute Maximum Ratings(Ta=25 ; )

| @ ƒ | … Z | ƒ › | % y |
|---|---|---|---|
| | | | |
| | | | |
| | | | |
| | | | |
| | | | |
| | | | |
| | | | |
| | | | |
| | | | |
| | | | |
| | | | |
| | È | | |

## Ô4ì × ? d / Electrical Characteristics(Ta=25 ; )

| @ ƒ | … Z | y ¡ Ú ^ | Â 4 › | Á º › | Â Ý › | % y |
|---|---|---|---|---|---|---|
| | | | | | | |
| | | | | | | |
| | | | | | | |
| | | | | | | |
| | | | | | | |
| | | | | | | |
| | | | | | | |
| | | | | | | |

| @ ƒ | ... Z | y ¡ Ú ^ | Â 4 › | Á º › | Â Ý › | % y |
|---|---|---|---|---|---|---|

## Ô ? d • Ž ¢ / Electrical Characteristic Curve




1::On-Region Characteristics

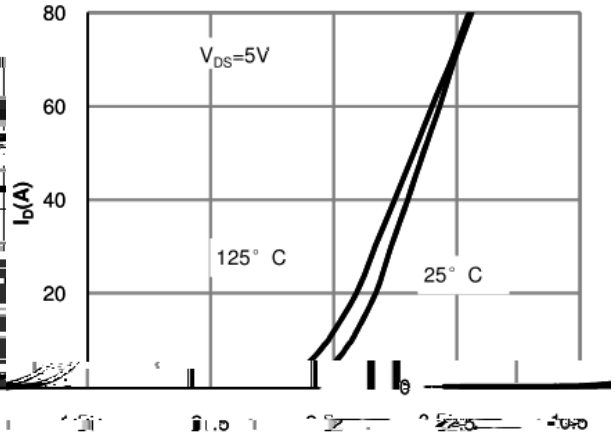


Fig Figure 2: Transfer Characteristics

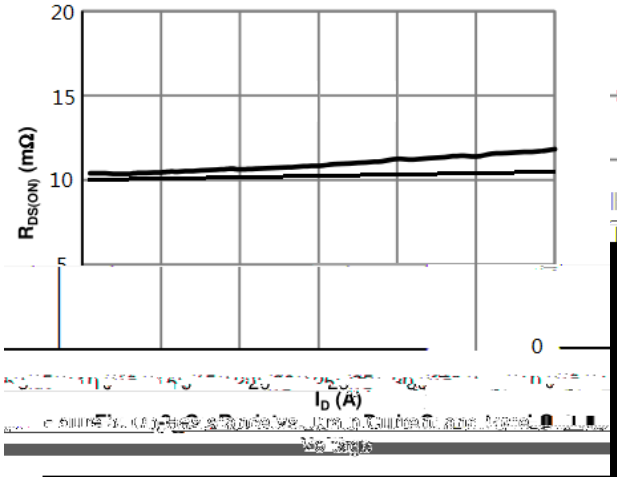


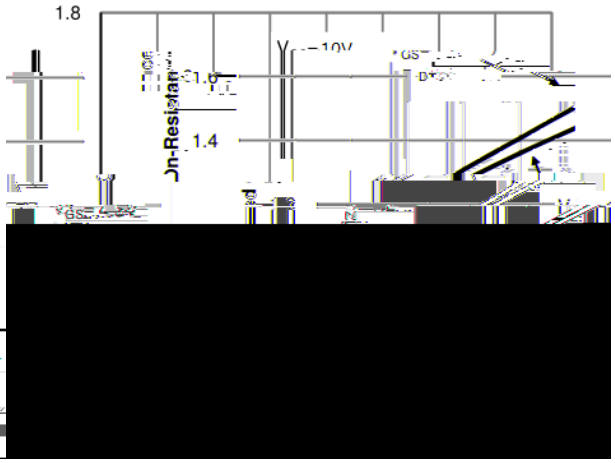


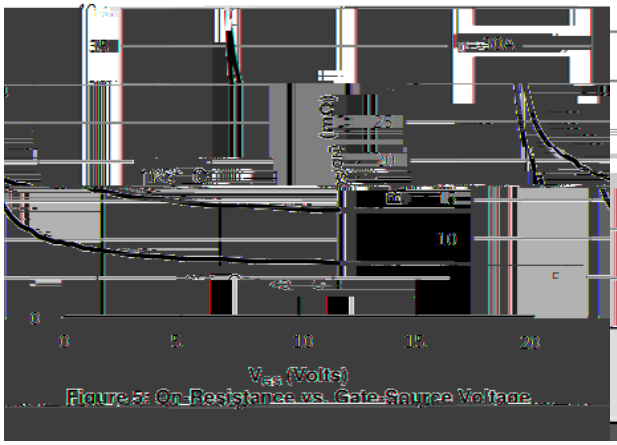


Figure 5: On-Resistance vs. Gate-Source Voltage

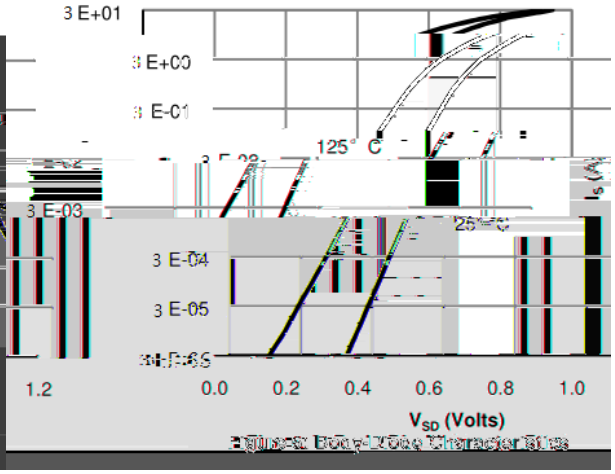

## Ô ? d • Ž ¢ / Electrical Characteristic Curve

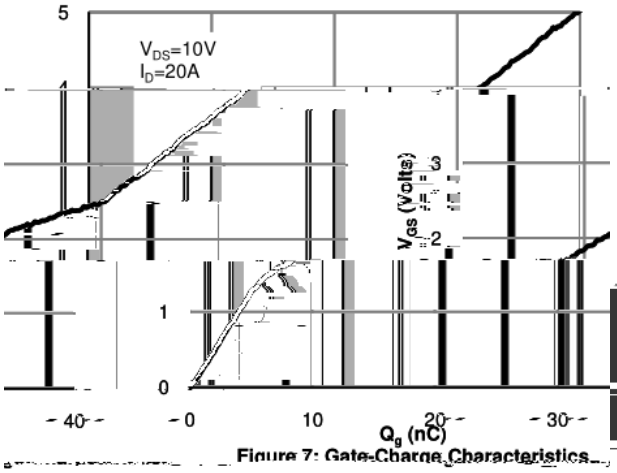


Figure 7: Gate-Charge Characteristics

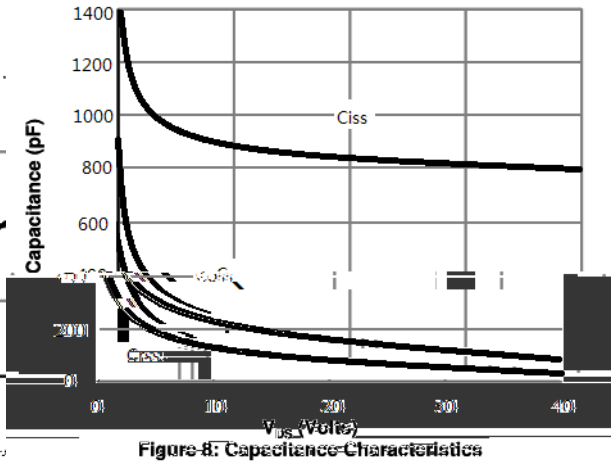


Figure 8: Capacitance Characteristics






**BRCS30N02IP**

## , M y ƒ / Marking Instructions

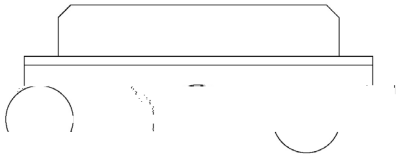

****

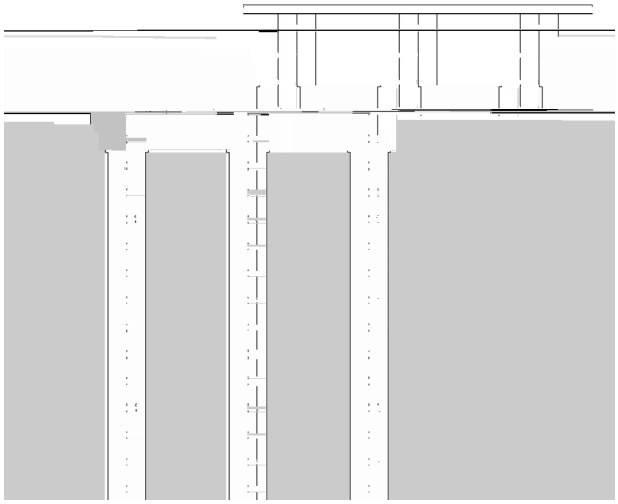

ª ¢ y

y ¸ [ W A

y º Z W A

y ÿ D Z W A k š ÿ D Z J ož