
SOT23-6 P MOS

P-channel MOSFET in a SOT23-6 Plastic Package

V_{DS}(V)=-30V

I_D=-4.2A(V_{GS}=-10V)

RDS(ON)<50mΩ(VGS=-10V)

RDS(ON)<65mΩ(VGS=-4.5V)

This device is suitable for use as a load switch or in PWM applications.





PIN1 D PIN 2 D PIN 3 G PIN 4 S PIN 5 D PIN 6 D

See Marking Instructions

参数 Parameter	符号 Symbol	数值 Rating	单位 Unit
Drain-Source Voltage	V_{DSS}	-30	V
Drain Current – Continuous	I_D(T_a=25)	-4.2	A
Drain Current- Continuous [A]	I_D(T_a=70℃)	-3.5	A
Pulsed Drain Current [B]	I_{DM}	-30	A
Gate-Source Voltage	V_{GS}	±12	V
Maximum Power Dissipation [A]	P_D(T_a=25)	1.4	W
Total Power Dissipation [A]	P_D(T_a=70℃)	1.0	W
Maximum Junction-to-Ambient(Note 1)	$R_{\theta JA}$	125	/ W
Maximum Junction-to-Lead [C]	$R_{\theta JL}$	60	℃/W
Junction and Storage Temperature Range	T_j, T_{stg}	-55 ~ 150	℃

参数 符□
Parameter

Parameter	Symbol	Test Conditions	Min	Typ	Max	Unit
Input Capacitance	C_{iss}	V_{DS}=-15V V_{GS}=0V f=1MHz		957		pF

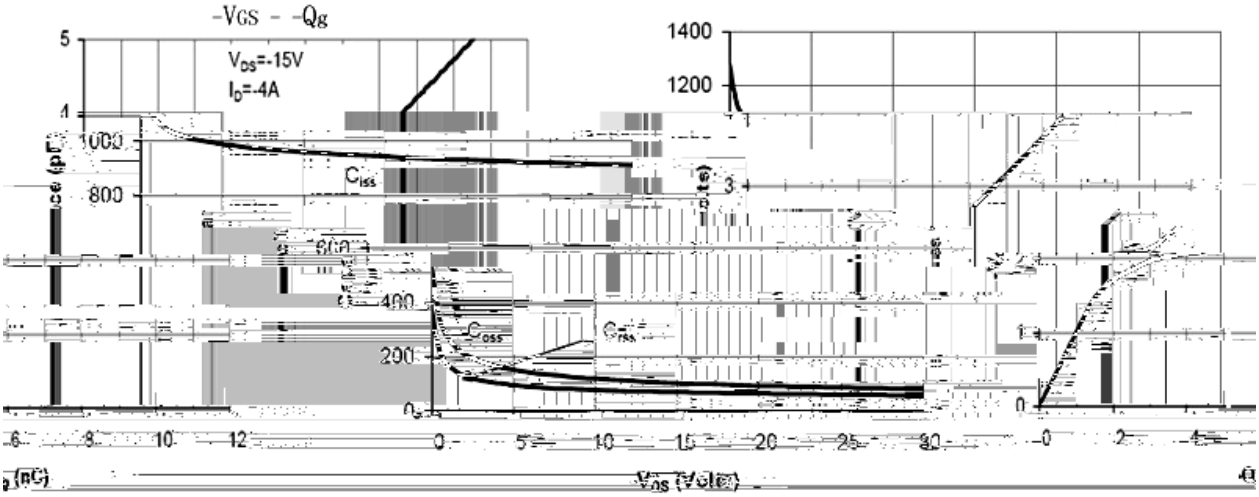
-VGS - -Qg
VDS=-15V
ID=-4A
Ciss
Coss
Crss
1000
800
400
200
1400
1200
5
4
3
1
0
6
8
10
12
0
5
10
15
20
25
30
0
2
4

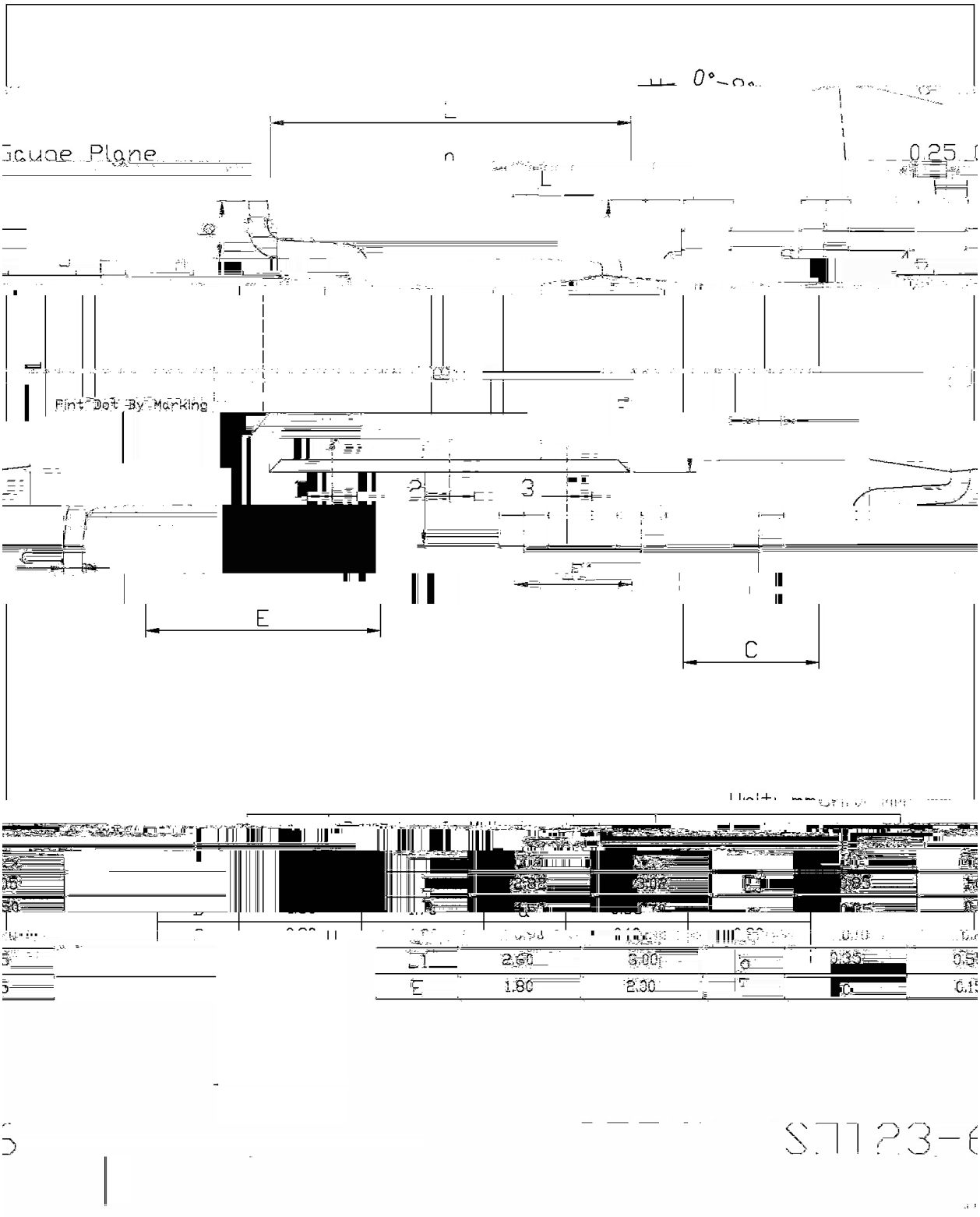
Gauge Plane
0.25
L
Pint Dot By Marking
3
E
C
2.60
3.00
1.80
2.30
0.35