/ Revised record

A	2022-9-2				

/ Descriptions

TO-220 N MOS
N-CHANNEL MOSFET in a TO-220 Plastic Package.

/ Features

Low On-Resistance, fast switching.

DC/DC
These devices are well suited for high efficiency switching DC/DC converters and switch mode power supplies.

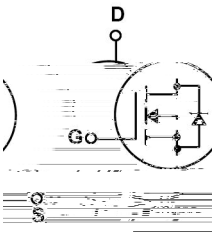



PIN1 G PIN 2 D PIN 3 S

/ Marking

See Marking Instructions.

Parameter	Symbol	Rating	Unit
Drain-Source Voltage	V_{DSS}	100	V

/ Electrical Characteristic Curve



/ Electrical Characteristic Curve

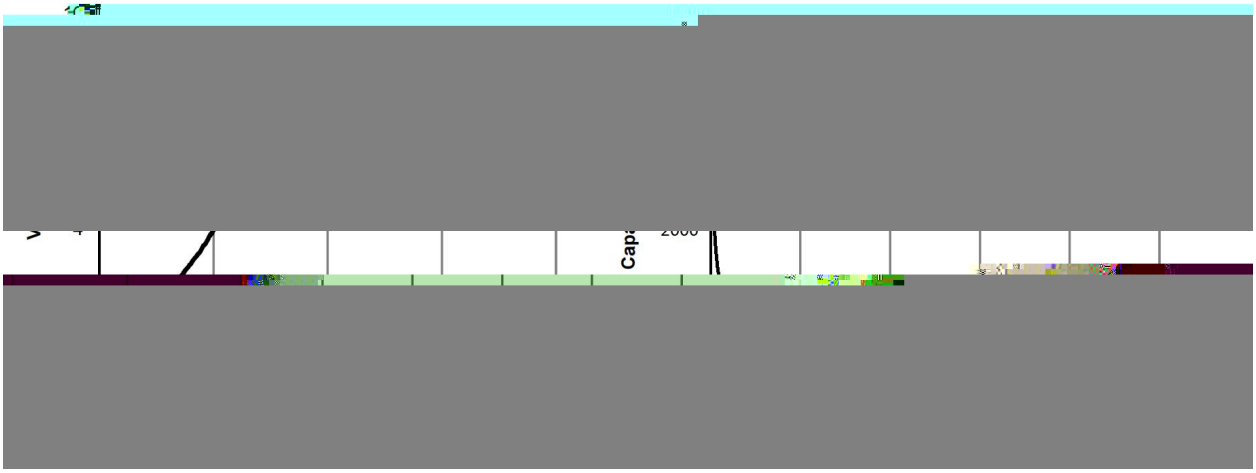

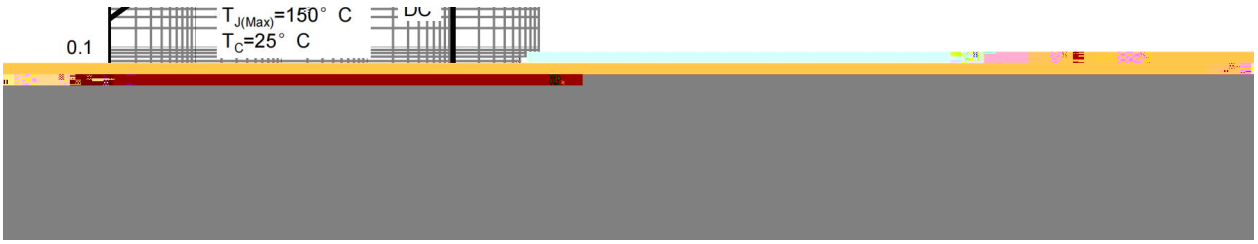



/ Package Dimensions



/ Marking Instructions

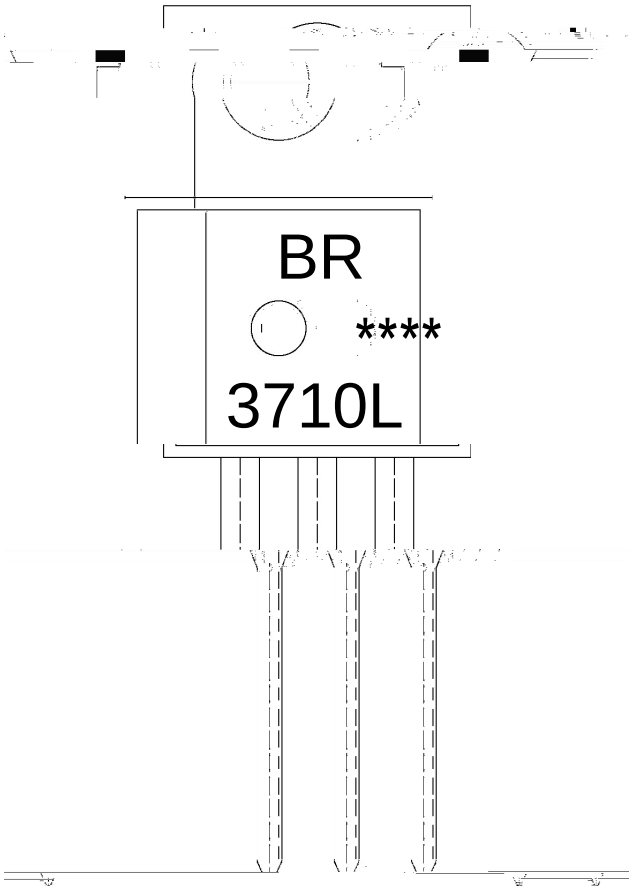

BR

3710L

****

Note:

BR:	Company Code
3710L:	Product Type.
****:	Lot No. Code, code change with Lot No

( ) / Temperature Profile for Dip Soldering(Pb-Free)

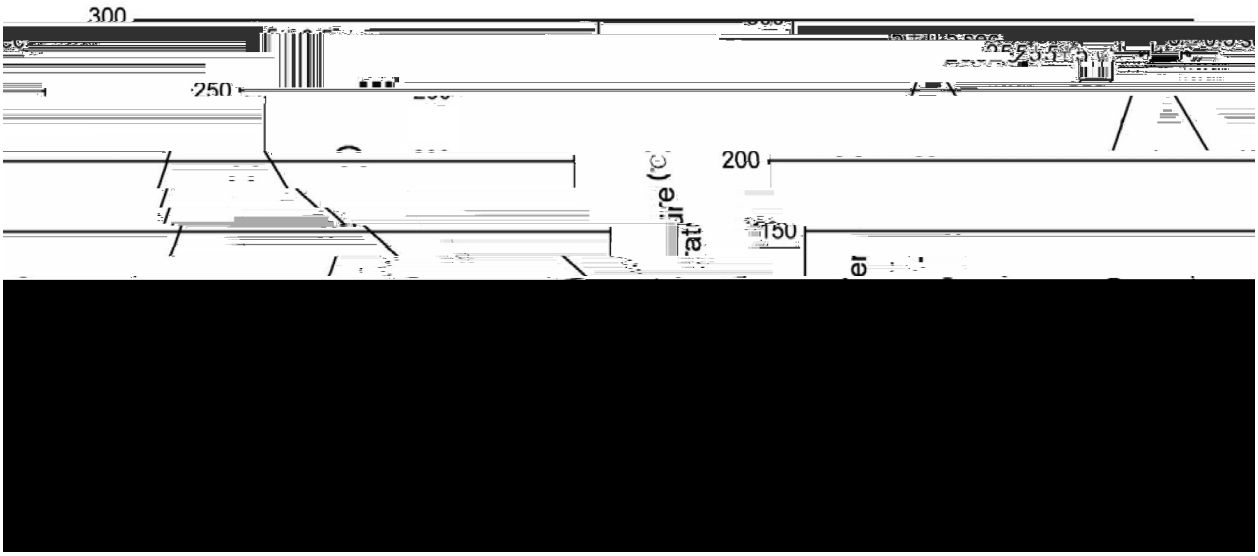

					Note:
1	25	150	60	90sec;	1.Preheating:25~150℃, Time:60~90sec.
2	255±5			5±0.5sec;	2.Peak Temp.:255±5℃, Duration:5±0.5sec.
3			2	10℃/sec.	3. Cooling Speed: 2~10℃/sec.

/ Resistance to Soldering Heat Test Conditions

270±5℃	10±1 sec.	Temp.:270±5℃	Time:10±1 sec

/ Packaging SPEC.

/ BULK

Package Type 封	Units					Dimension		(unit mm³)
	Units/Bag /	Bags/Inner Box /	Units/Inner Box /	Inner Boxes/Outer Box /	Units/Outer Box /	Bag	Inner Box	Outer Box
TO-220/F	200	10	2,000	5	10,000	135×190	237×172×102	560×245×195

/ TUBE

Package Type 封	Units					Dimension		(unit mm³)
	Units/Tube /	Tubes/Inner Box /	Units/Inner Box /	Inner Boxes/Outer Box /	Units/Outer Box /	Tube	Inner Box	Outer Box
TO-220/F	50	20	1,000	5	5,000	532×31.4×5.5	555×164×50	575×290×180

/ Notices