A	2021.6.22	ALL	VISHAY-si2392ads AOS-AOSS62934		

BRCS4N10TA

Parameter	Symbol	Rating	Unit
Drain-Source Voltage	V_{DS}	100	V
Continuous Drain Current	I_D	4	A
Pulsed Drain Current	I_{DM}	16	A
Gate-Source Voltage	V_{GS}	±20	V
Total Power Dissipation	P_D	2.0	W
Operating and Storage Junction Temperature Range			W

Parameter	Symbol	Test Conditions	Min	Typ	Max	Unit
Input Capacitance	C_{iss}	V_{DS}=25V V_{GS}=0V f=1MHz		190		pF
Output Capacitance	C_{oss}			155		
Reverse Transfer Capacitance	C			28		

BRCS4

/ Electrical Characteristic Curve

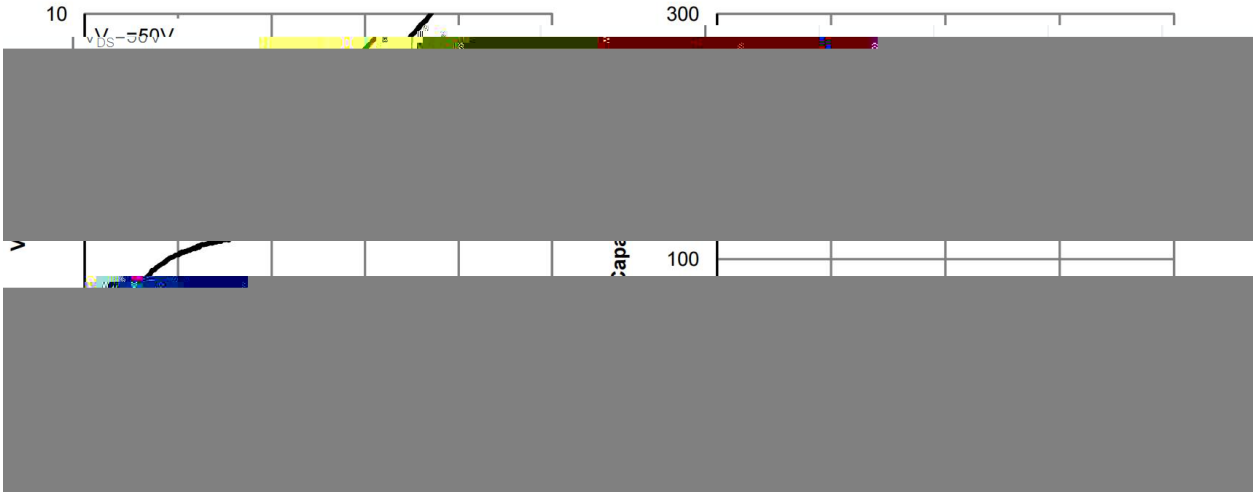

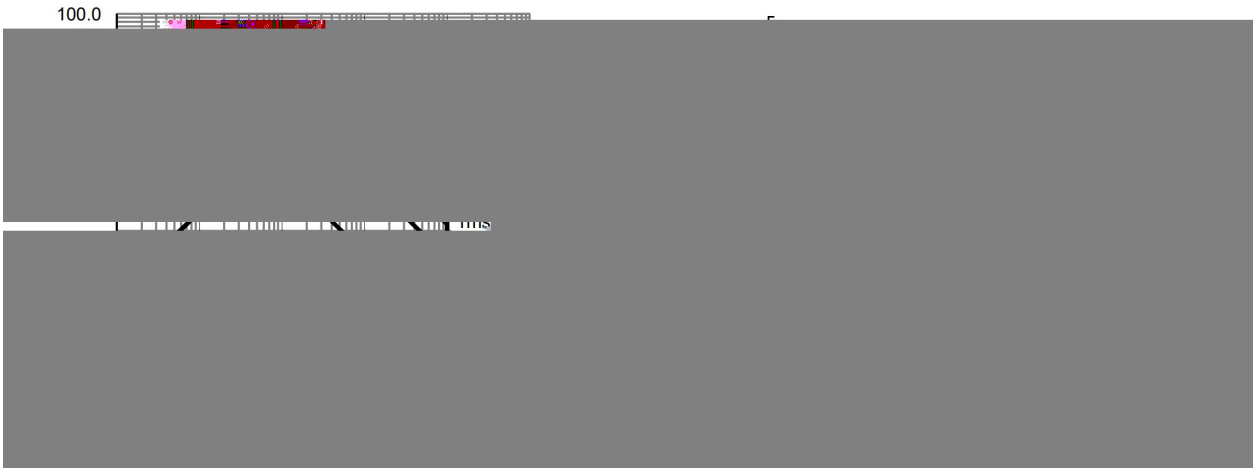



/ Package Dimensions



/ Marking Instructions

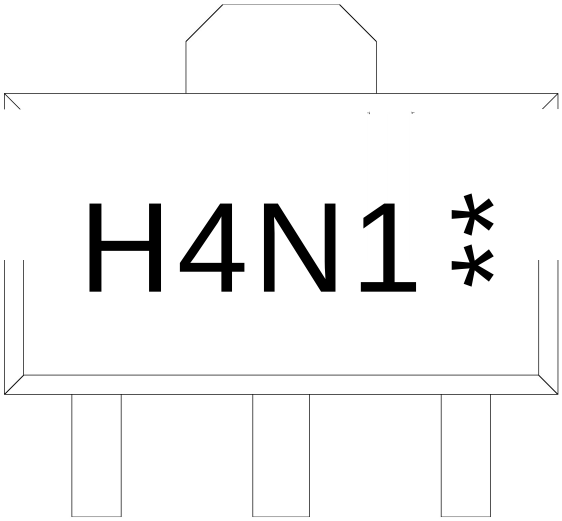

说明：

4N1： 为型号代码

H： 为公司代码

**： 为生产批号代码，随生产批号变化。

Note:

4N1: Product Type Code.

H: Company Code.

**: Lot No. Code, code change with Lot No.

( ) / Temperature Profile for IR Reflow Soldering(Pb-