/ Descriptions

N TO-252

N-CHANNEL MOSFET in a TO-252 Plastic Package.

/ Features

$U_{GV+rq,}$ H, F_{uvv}

Low $R_{DS(on)}$,low gate charge, low C_{rss}, fast switching. Halogen-free Product.

/ Applications

H, DC/DC

Suited for low voltage applications such as automotive, DC/DC Converters, and high efficiency switching for power management in portable and battery operated products.

/ Equivalent Circuit

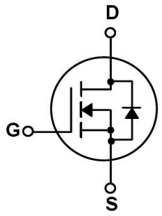

/ Pinning



PIN1 G PIN 2 D PIN 3 S PIN 4 D

/ h_{FE} Classifications & Marking

See Marking Instructions.

Parameter	Symbol	Rating	Unit
Drain-Source Voltage	V_{DSS}	20	V
Drain Current	I_D(Tc=25)	60	A
	I_D(Tc=100)	50	A
Drain Current - Pulsed	I_{DM}	210	A
Gate-Source Voltage	V_{GS}	±12	V
Avalanche Current	I_{AS}	18.3	A
Avalanche energy L=0.5mH	E_{AS}	268	mJ
Power Dissipation	P_D(Tc=25)	100	W
	P_D(Tc=100)	50	W
Junction and Storage Temperature Range	T_j T_{stg}	-55 150	
Maximum Junction-to-Ambient Steady-State	R JA	62 /W481.32 .47998 e f 485.62 553.82	

N

Parameter Symbol

/ Electrical Characteristic Curve

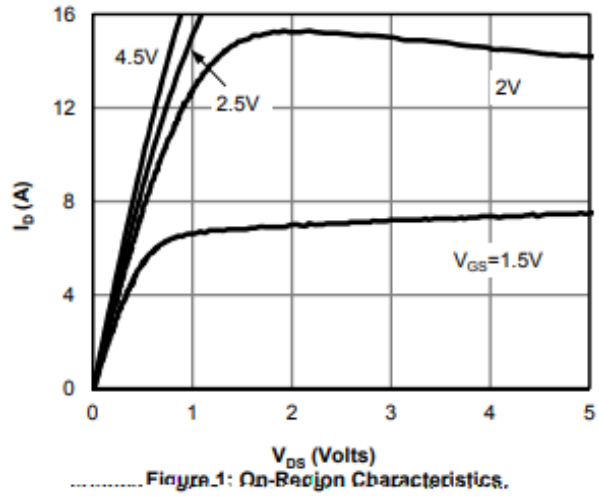

Figure 1: On-Region Characteristics.

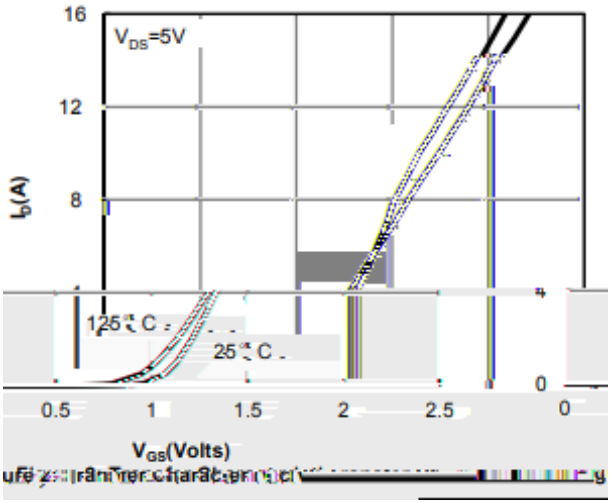

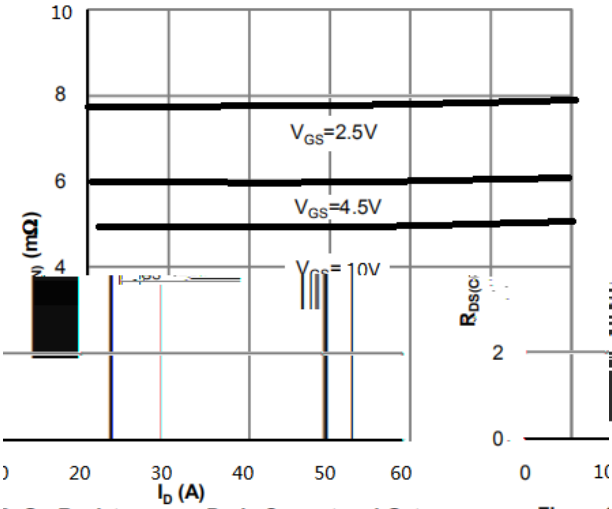

3: On-Resistance vs. Drain Current and Gate Voltage

Figure

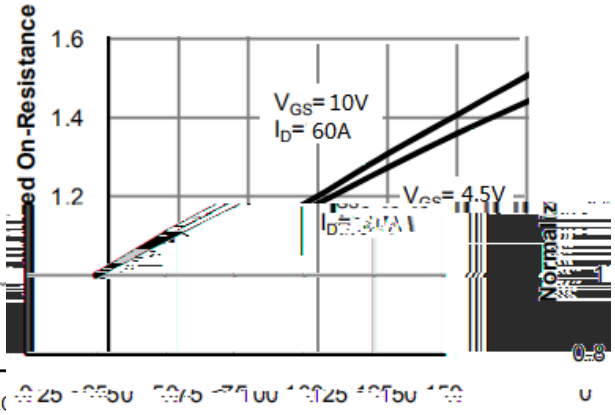

On-Resistance vs. Junction Temperature

Figure 4:

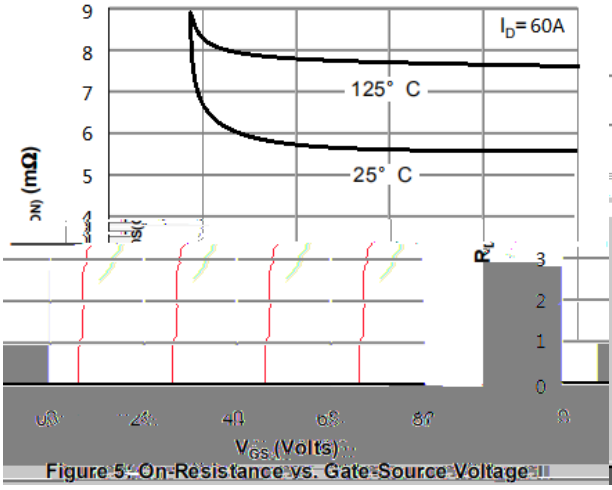

Figure 5: On-Resistance vs. Gate-Source Voltage

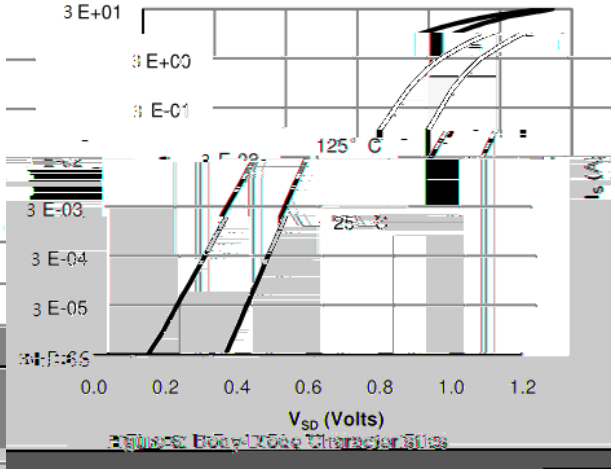

/ Electrical Characteristic Curve

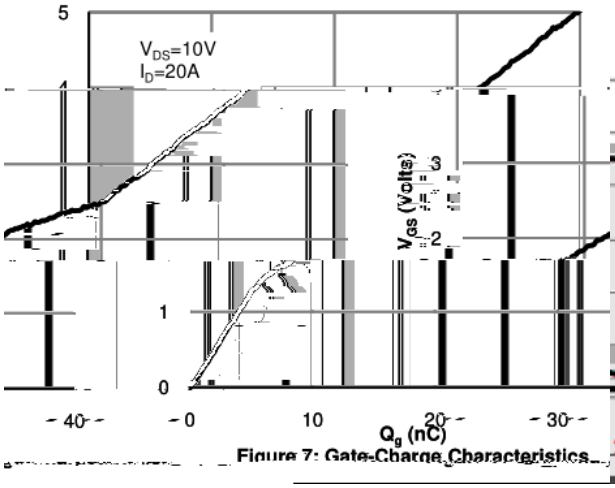

Figure 7: Gate-Charge Characteristics

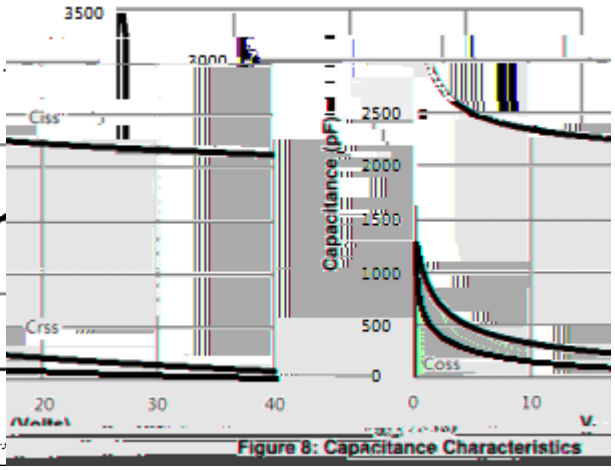

Figure 8: Capacitance Characteristics



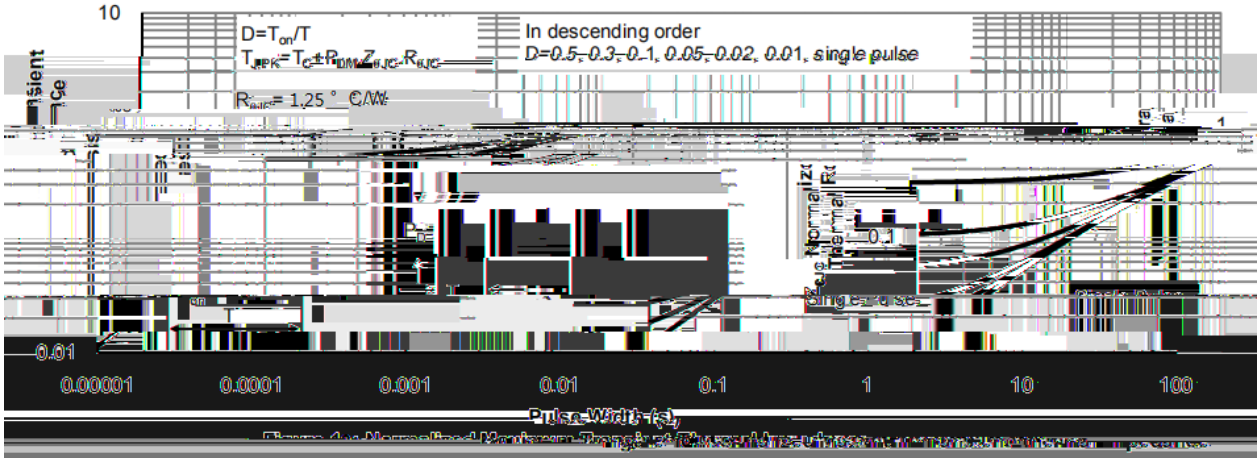

/ Marking Instructions

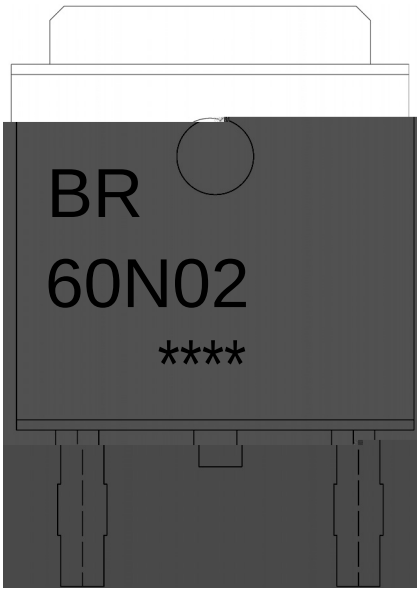

BR	И	
60N02	N	
----	N	N

Note:

BR:	Company Code
60N02:	Product Type Code.
****:	Lot No. Code, code change with Lot No.

( ) /