%+%% ,-./,0%1,2310%%

A	2022.4.21	ALL	AOS-AOD600A70		
B	2022.5.26	2,3,4,5	YC-RMX65R380SN_ReV1.0		

%%+%% ,/21.;<.39/%

TO-252 N 650V

N-CHANNEL 650V Super-Junction Power MOSFET in a TO-252 Plastic Package.

%%+%%=,7<>1,/%

$R_{DS(on)}$ C_{rss}

Low $R_{DS(on)}$,low gate charge, low C_{rss}, fast switching, HF Product.

%

%%+%%&;;?.27<.39/%%

DC/DC

Suited for low voltage applications such as automotive, DC/DC Converters, and high efficiency switching for power management in portable and battery operated products.

%%+%%*@>.-7?,9<%$.12>.<%

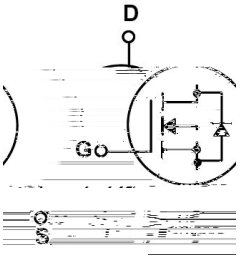

%%+%%A.99.9:%



PIN1 G PIN 2 D PIN 3 S PIN 4 D

%%+%%6718.9:%

See Marking Instructions.

%

Parameter	Symbol	Rating	Unit
Drain-Source Voltage	V_{DSS}	650	V
Drain Current	I_D(Tc=25℃)	8.5	A
Drain Current - Pulsed	I_{DM}	34	A
Gate-Source Voltage	V_{GS}	±30	V
Single Pulsed Avalanche Energy	E_{AS}	108	mJ

Parameter							

%%+%% *?,2<1.27?%$K7172<,1./<.2%$>1-,%



%%+%% *?,2<1.27?%$K7172<,1./<.2%$>1-,%

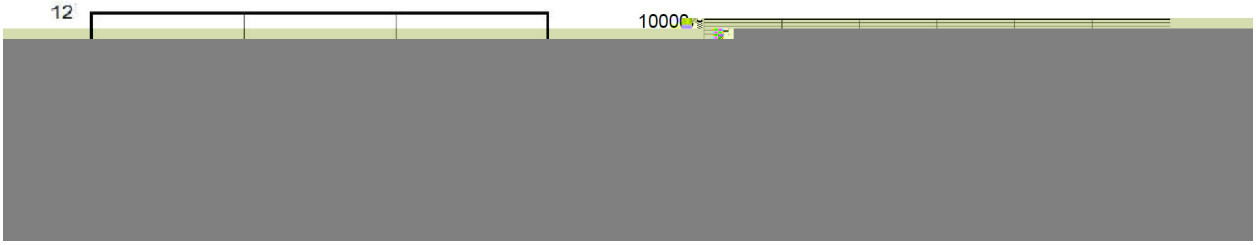

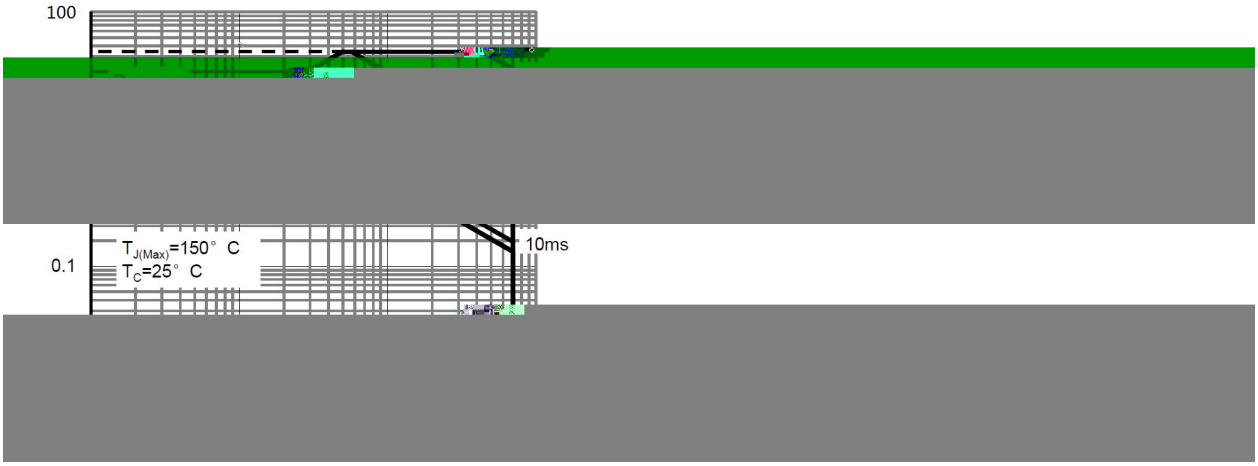



%%+%%A7287:,% .G,9/.39/%

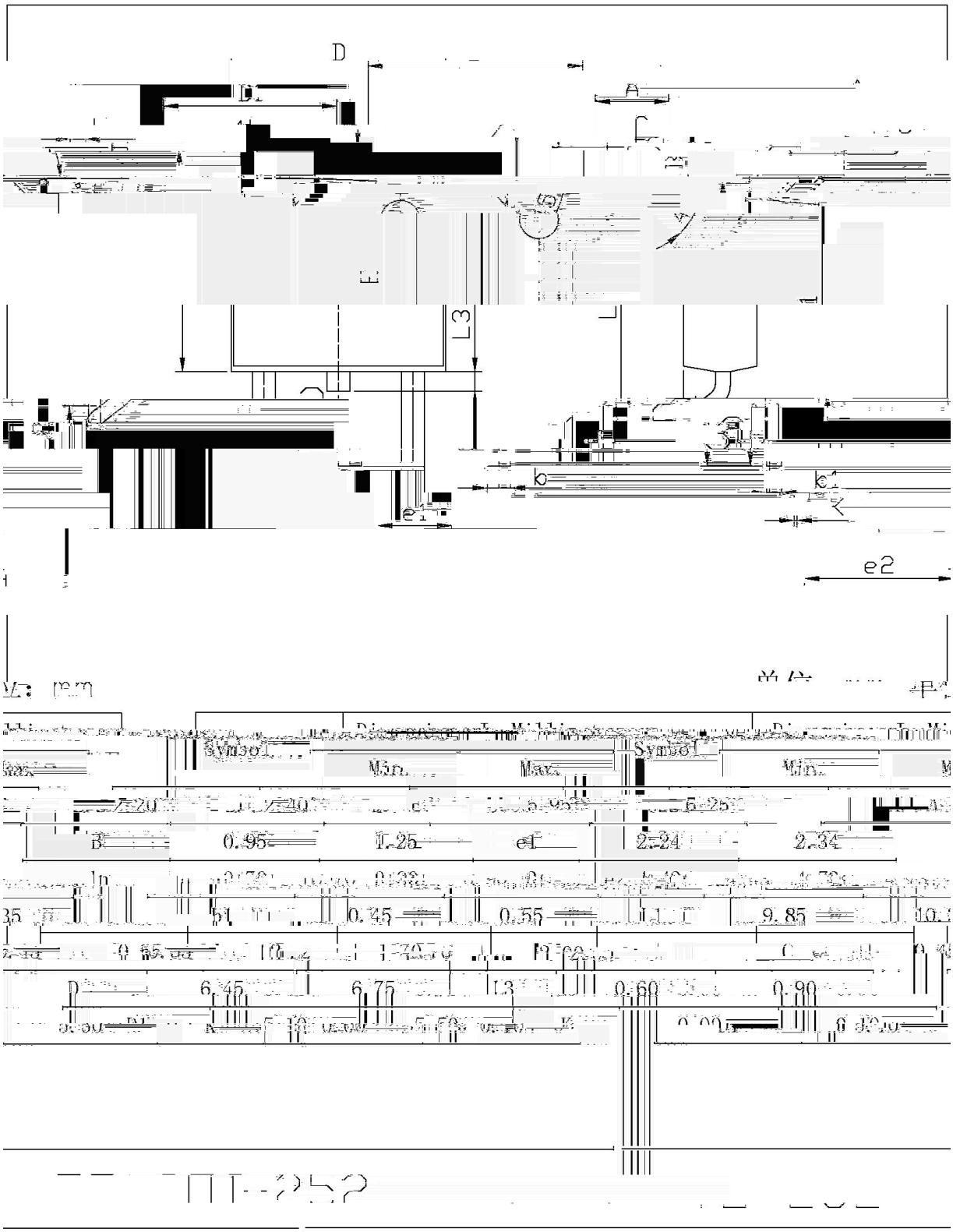
D
L3
e2
Symbol
Min.
Max.
0.95
1.25
2.24
2.34
0.45
0.55
9.85
6.45
6.75
0.60
0.90

%%+%% 6718.9:%M9/<1>2<.39/%

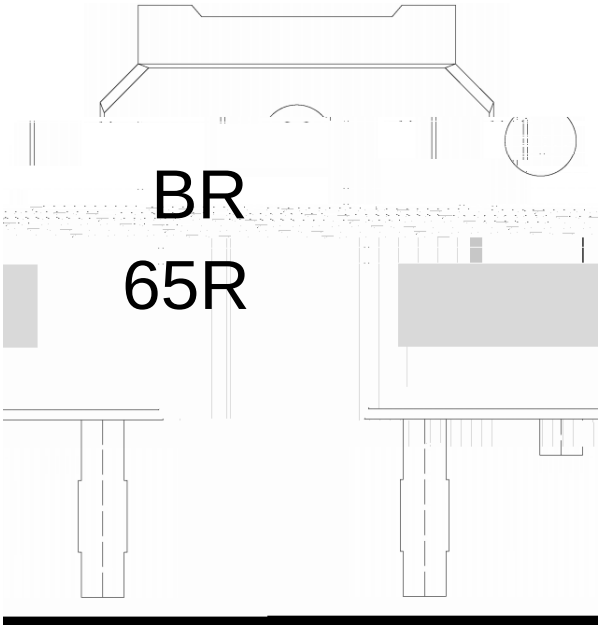

0C

BR

65R650C

****

Note:

BR:	Company Code
65R650C:	Product Type Code
****:	Lot No. Code, code change with Lot No

H J%%+%% %

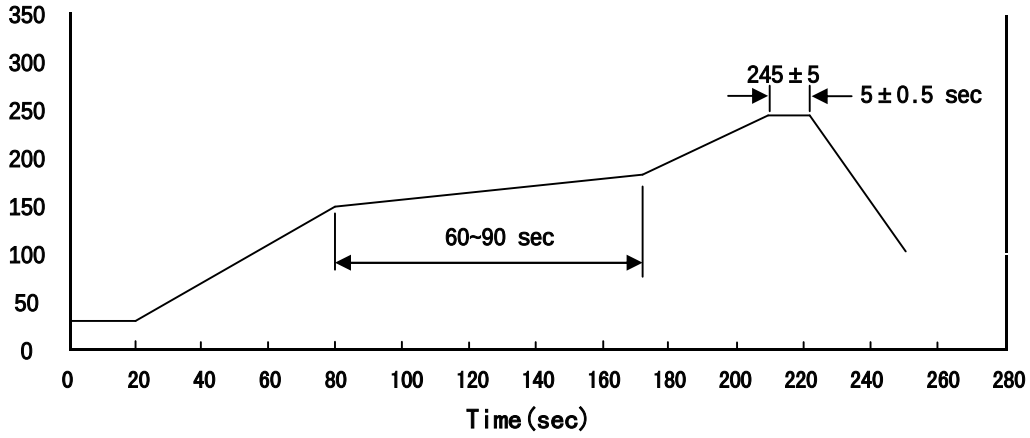

				Note:	
1	150	180	60 90sec;	1.Preheating:150~180℃, Time:60~90sec.	
2	245±5		5±0.5sec;	2.Peak Temp.:245±5℃, Duration:5±0.5sec.	
3		2	10℃/sec.	3. Cooling Speed: 2~10℃/sec.	

%%+%%% ,/./<792,%<3%(3?0,1.9:%),7<%',/<%$390.<.39/%

260±5℃	10±1 sec.	Temp.:260±5℃	Time:10±1 sec

%%+%%A7287:.9:%(A*$N%

/ REEL

Package Type	Units					Dimension		(unit mm^3)
						″		

/ TUBE

Package Type	Units					Dimension		(unit mm^3)

%%+%%O3<.2,/