TO-252 .> / / x N ?ú 3 650V

@ ƒ Parameter	… Z Symbol	ƒ › Rating	% y Unit
Drain-Source Voltage	V_{DSS}	650	V
Drain Current	I_D(Tc=25)	6	A
Drain Current - Pulsed	I_{DM}	24	A
Gate-Source Voltage	V_{GS}	±30	V
Single Pulsed Avalanche Energy	E_{AS}	50	mJ
Avalanche Current	I_{AS}	3.4	A
Power Dissipation	P_D(Tc=25)	45	W
Operating and Storage Temperature Range	T_J,T_{STG}	-55 to 150	-
Junction-to-Ambient	R JA	60	- /W
Junction-to-Case	R JC	2.7	- /W

@ ƒ Parameter	… Z Symbol	y ¡ Ú ^ Test Conditions	Â 4 › Min	Á º › Typ	Â Ý › Max	% y Unit
Drain-Source Breakdown Voltage	BV_{DSS}	V_{GS}=0V I_D=250 A	650	690		V
Zero Gate Voltage Drain Current	I_{DSS}	V				

BRD65R800C

Rev.A May.-2024

DATA SHEET

Ô ? d • Ž ¢ / Electrical Characteristic Curve

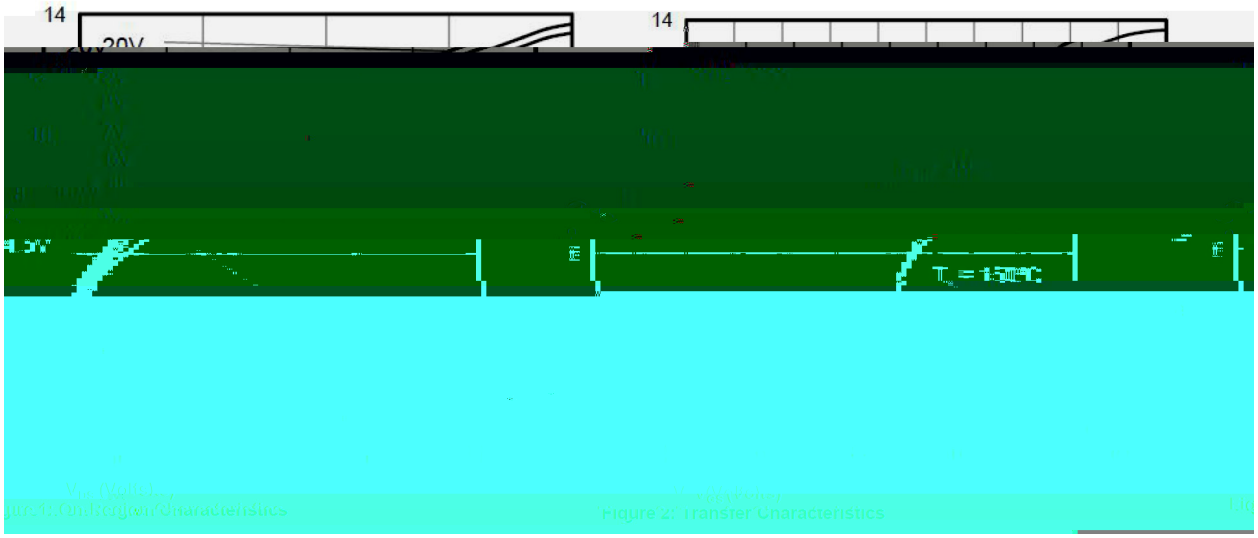

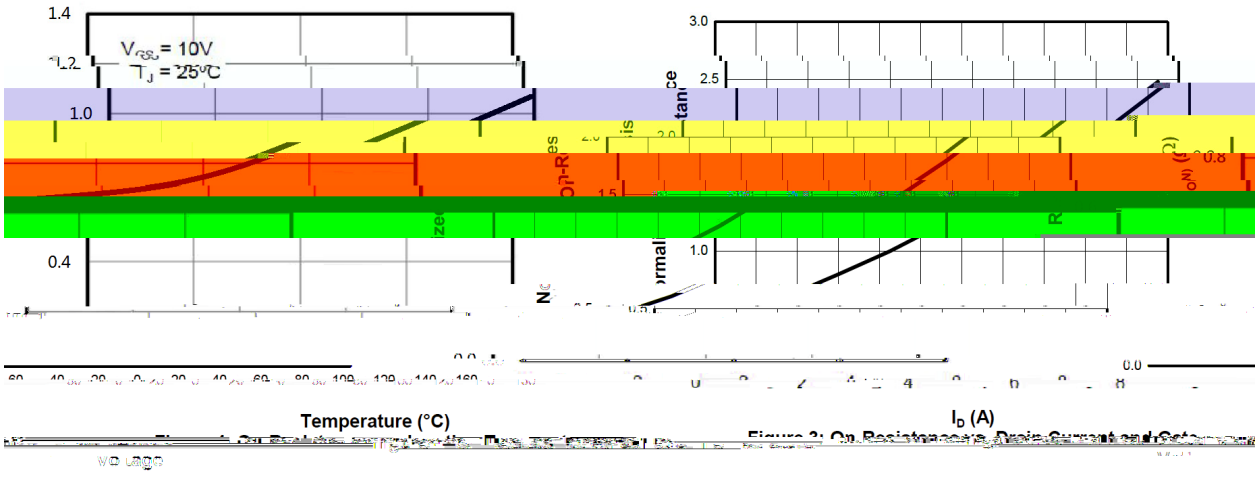

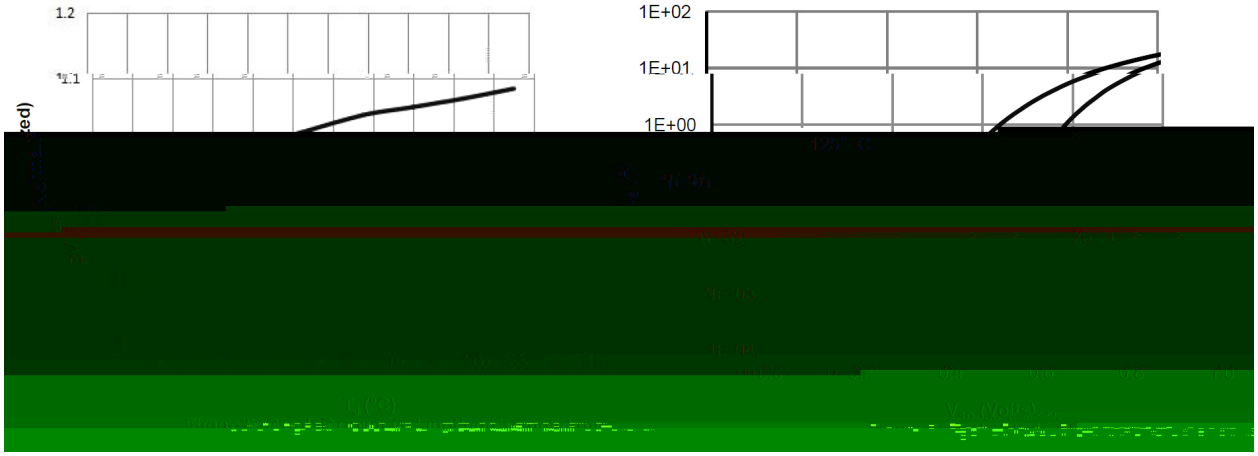

Ô ? d • Ž ¢ / Electrical Characteristic Curve







Ø ¤ =) ¢ / Package Dimensions

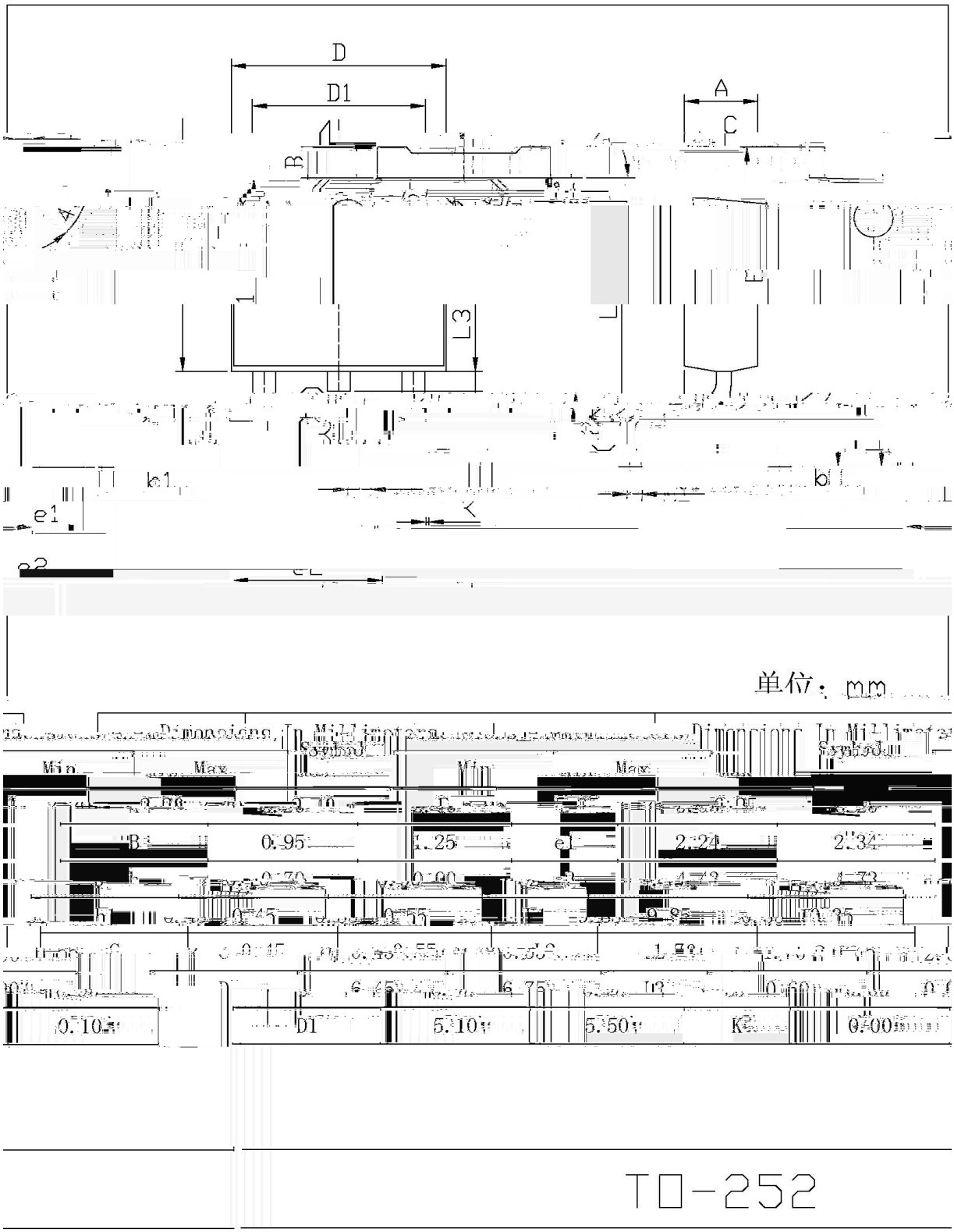

, M y ƒ / Marking Instructions

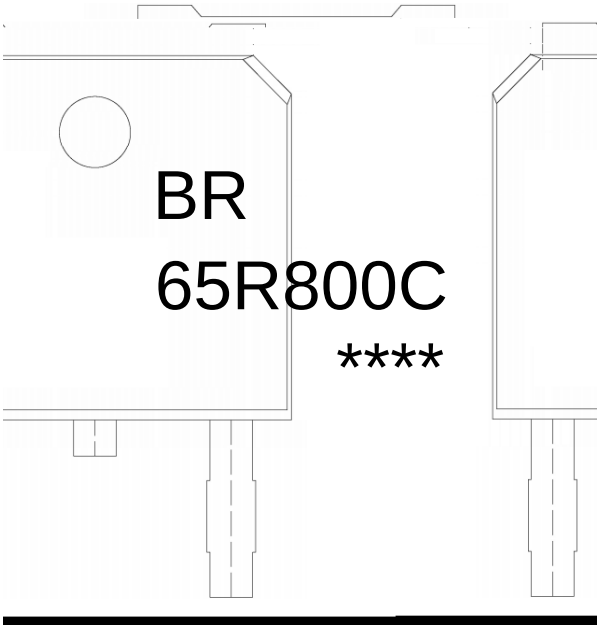

ª ¢ y

BR y ¸ [W A

8) y º Z W A

y ÿ D Z W A k š ÿ D Z J

Note:

BR:	Company Code
65R800C:	Product Type Code
****:	Lot No. Code, code change with Lot No

š WD t … • Ž ¢ **(** x / **)** ***/*** : K S V K X G Z [X K 6 X U L O R K L U X / 8 8 K L R U] 9 U R J K X O T M 6

ª ¢ y

1o• Ä ½ “ † 150 ½180 - k ž • 60 ½90sec;

2o• Q › “ † 245 r 5 - k ž • 4 Ò 5 r 0.5sec;

3o•D N ò i Ò 0 , † 2 ½10 - /sec.

Note:

1.Preheating:150~180 - , Time:60~90sec.

2.Peak Temp.:245 r 5 - , Duration:5 r 0.5sec.

3. Cooling Speed: 2~10 - /sec.

ÂD /Cã p ¯ »] / Resistance to Soldering Heat Test Conditions

“ † y 260 r 5 - ž • y 10 r 1 sec. Temp.:260±5 Time:10±1 sec

G P á / Packaging SPEC.

2 & x / REEL