Parameter	Symbol	Rating	Unit
Drain-Source Voltage	V_{DSS}	600	V
Drain Current	I_D	7	A
Drain Current - Pulsed	I_{DM}	28	A
Gate-Source Voltage	V_{GSS}	±30	V
Single Pulsed Avalanche Energy	E_{AS}	500	mJ
Repetitive Avalanche Energy	E_{AR}	54	mJ
Single Pulse Avalanche Current	I_{AS}	3.3	A
Power Dissipation	P_D(Tc=25)	95	W
Junction and Storage Temperature Range	T_J,T_{STG}	-55 to 150	
Thermal Resistance, Junction-to-Case	R_{dJC}	1.32	/W
Thermal Resistance, Junction-to-Ambient	R_{dJA}	62	/W

Parameter	Symbol	Test Conditions	Min	Typ	Max	Unit
Drain-Source Breakdown Voltage	BV_{DSS}	V_{GS}=0V I_D=250εA	600			V

Zero Gate Voltage Drain Current I_{DSS}

/ Electrical Characteristic Curve

Figure1. Output Characteristics (Tj=25℃)

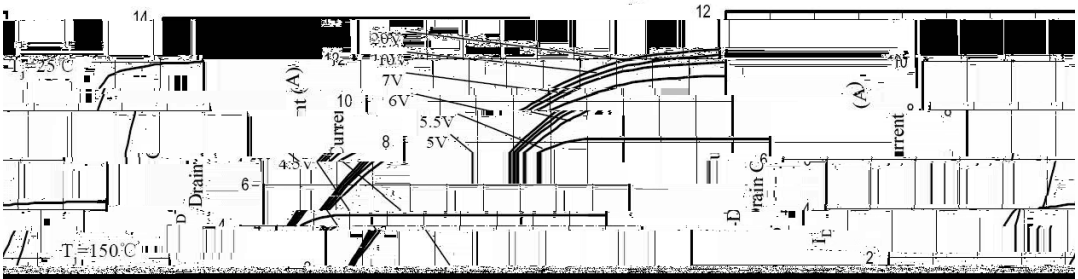

Figure5. Transfer Characteristics

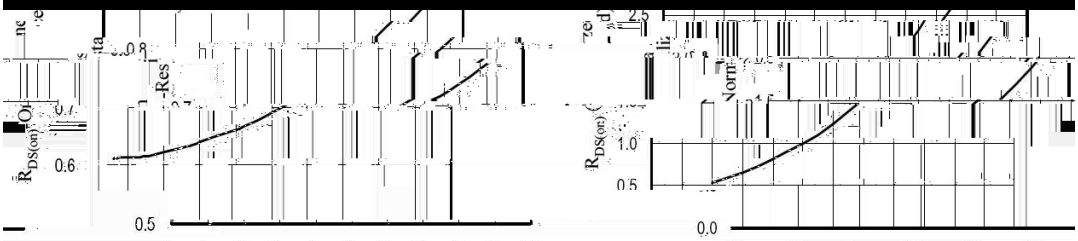



Figure7. Capacitance



Figure8. Gate Charge

/ Package Dimensions





BRD7N60

Rev.E Feb.-2017

( ) / Tem



1 25 150

2 245±5

3

/

260±5

/ Packag

/ REEL

Package Type	Units/Reel /
TO-252	2,500

/ TUBE

Package Type	Units/Tube /
TO-251/252	75

/ Notice