SOT-323 ṂṂ Ł PNP ̈Ǫ È s ǁ ˊ

/ Absolute Maximum Ratings(Ta=25)

v ̈Ọ Parameter	ϒ N Symbol	̈Ọ Ö Rating	D Ꮋ Unit
Output Voltage	V_{CC}	-50	V
Input Voltage	V_{IN}	-40	V
		10	V
Output Current	I_C	-100	mA
	I_O	-30	mA
Collector Power Dissipation	P_C	200	mW
Junction Temperature	T_j	150	
Storage Temperature Range	T_{stg}	-55 150	

/ Electrical Characteristics(Ta=25)

v ̈Ọ Parameter	ϒ N Symbol	ᴌ ; ᵀ Ţ Test Conditions	ѡ ṇ Ö Min	Ɛ ʒ Ö Typ	ѡ ᶻ Ö Max	D Ꮋ Unit
Input Voltage	$V_{I(off)}$	v_{CC}=-5.0V I_O=-100μA			-0.5	V
	$V_{I(on)}$	V_O=-0.3V I_O=-2.0mA	-3.0			V
Output Voltage	$V_{O(on)}$	I_O=-10mA I_I=-0.5mA		-0.1	-0.3	V
Input Current	I_I	V_I=-5.0V			-0.18	mA
Output Cut-off Current	$I_{O(off)}$	V_{CC}=-50V V_I=0V			-0.5	μA
DC Current Gain	G_I	V_O=-5.0V I_O=-5.0mA	68			
Transition Frequency	f_T	V_{CE}=-10V I_E=5.0mA f=100MHz		250		MHz
Resistance1	R_1		32.9	47	61.1	KΩ
Resistance Ratio	R_2/R_1		0.8	1.0	1.2	

/ Electrical Characteristic Curve

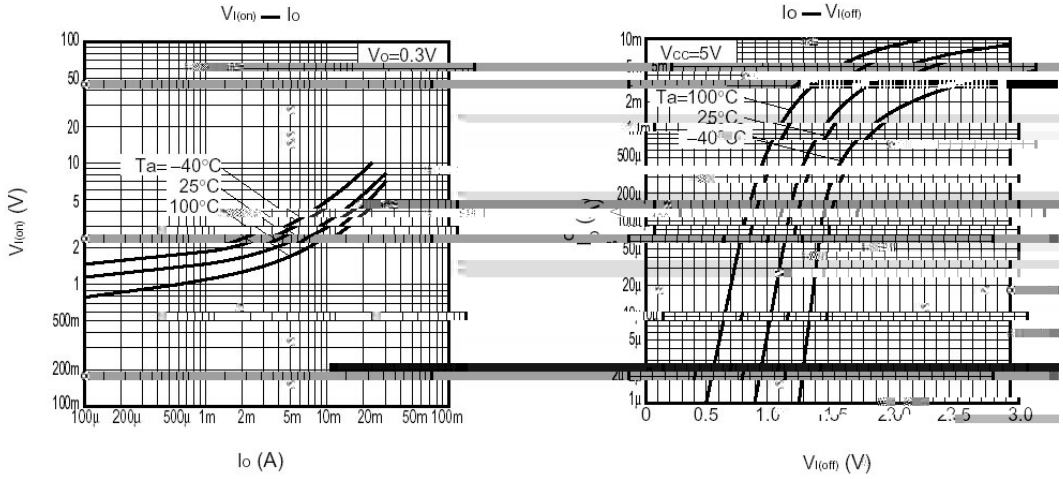

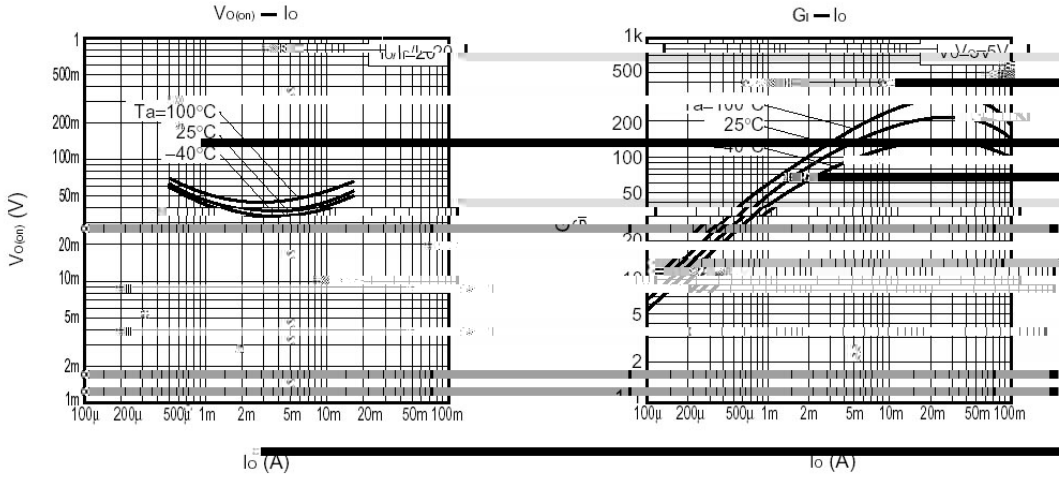

/ Marking Instructions

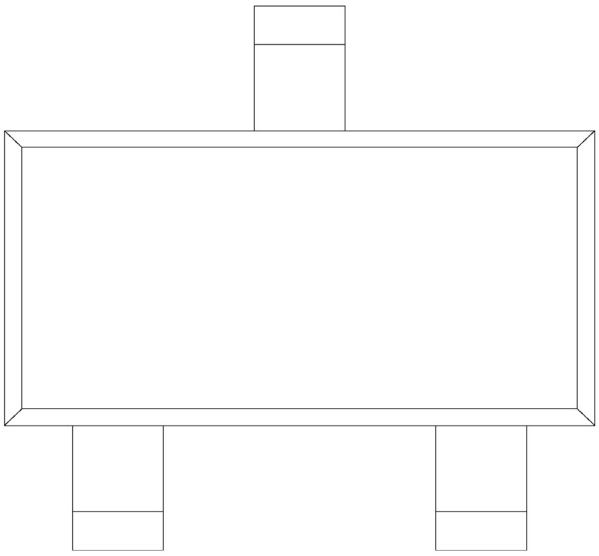

ب ˝ χ

Q χ ѭ ∩ ج ὴ ϝ β ‰ ⅄ᵋ

16 χ ѭ ʒ ᴺ ᴨ

Note:

Q: Automobile halogen-free product Code

16 χ

( ) / Temperature Profile for IR Reflow Soldering(Pb-Free)

ب ˝ χ

1 ƚ ♬ □ ỷ 150 Ḱ 200 ɬ ı `H ڑ 60 Ḱ 120sec;

2 Š Ö □ ỷ 255 ° 5 ɬ ı `H ڑ ˈY ⺈ ⺾ 5 ° 0.5sec;

3 ì ˙ ⺈ ˛ ɔ ھ ỷ ⺾ 2 Ḱ 10 ɬ /sec.

Note:

1.Preheating:150~200 ɬ , Time:60~120sec.

2.Peak Temp.:255 ° 5 ɬ , Duration:5 ° 0.5sec.

3. Cooling Speed: 2~10 ɬ /sec.

/ Resistance to Soldering Heat Test Conditions

□ ỷ χ 260 ° 5 ɬ `H ڑ χ 10 ° 1 sec. Temp:260±5 Time:10±1 sec

/ Packaging SPEC.

ɔ` ɣ ⊢ / REEL

Package Type	Units	Dimension (unit mm^3)