* , 4 .> / / x % ¿ i E g + 9 * 8 â o
DFN0603 Pb Pa ke 1-Li Bi-d al, ESD Pb Di

Sta fbe 5V Max
Ta lfo ba ig
IEC61000-4-2(ESD): 30k V (ac)
IEC61000-4-4 (EFT): 80A (5/50 s)
IEC61000-4-5(g 20A (8/20 s)
Ut-ma an eCJ = 35 p y
Lw ke
Lw ge VCL =7.8V y @ IPP = 16A (TLP)
Sb ab g
HF Pd

Bay Li Pb
Ai Li Pb
Mb Li Pb
GPIO Pb

@ Parameter	Z Symbol		% y Unit
Peak Pulse Power (tp = 8/20 μs)	P_{PK}	230	W
Peak Pulse Current (tp = 8/20 μs)	I_{PP}	20	A

ESD according to IEC61000-4-2

Definitions of electrical characteristics

@ Parameter	Z Symbol	y ¡ Ú^ Test Cond	´ 4 Min	` " Typ	´ Ý Max	% y Unit
Reverse Working Voltage	V_{RWM}				f 5.0	V
Reverse Leakage Current	I_R	V_{RWM} = 5.0V			100	nA
Reverse Breakdown Voltage	V_{BR}	I_{BR}=1mA	5.1			V
Reverse Hold Voltage	V_{HOLD}	I_{HOLD}=50mA	5.1			V
Clamping Voltage [1]	V_{CL}	I_{PP}=16A	t V5 .48 2.7( )TJ7.0172 0 0 73rP1T3n598 T66/.01s			

Ô? d ¢ / Electrical Characteristic Curve(Ta=25 ;)

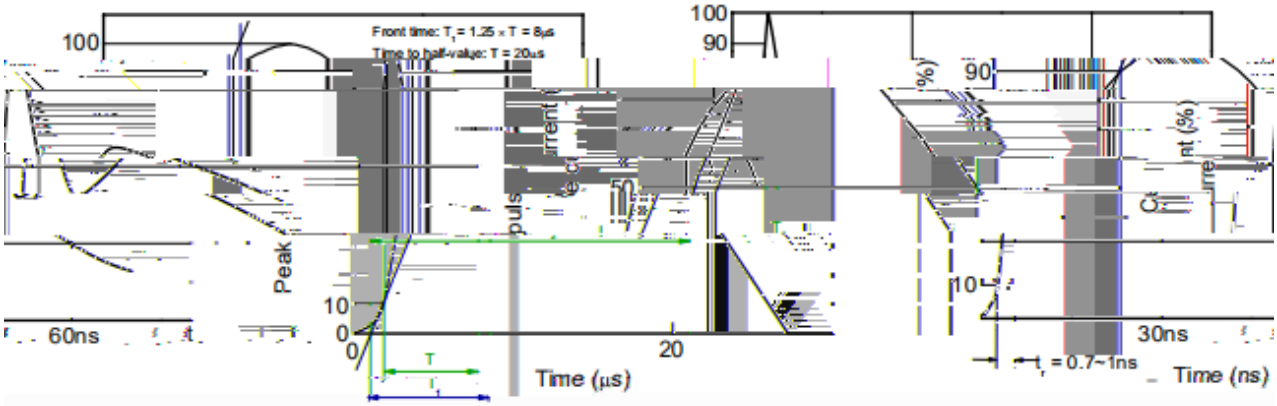



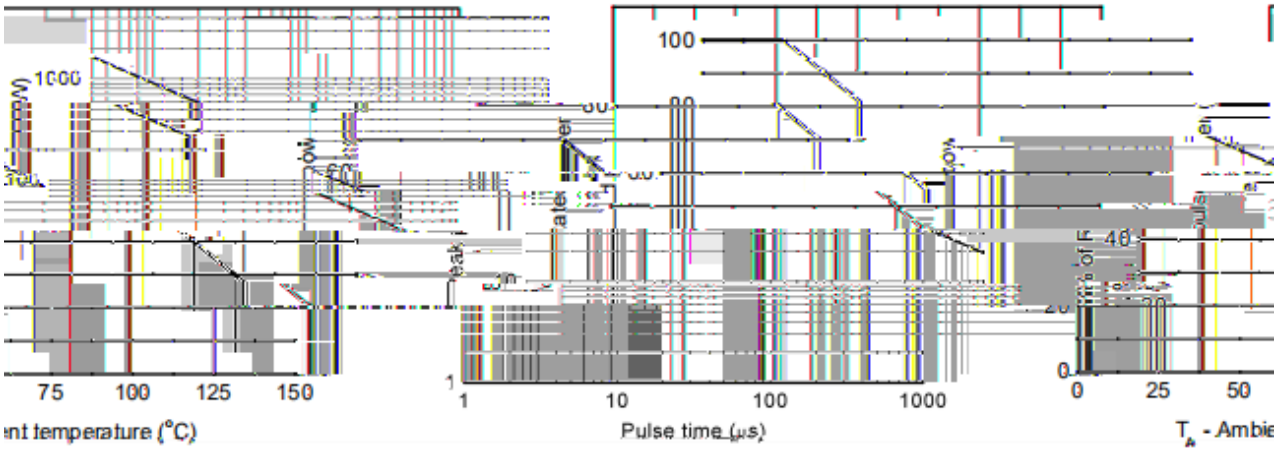

Ô? d ¢ / Electrical Characteristic Curve(Ta=25 ;)

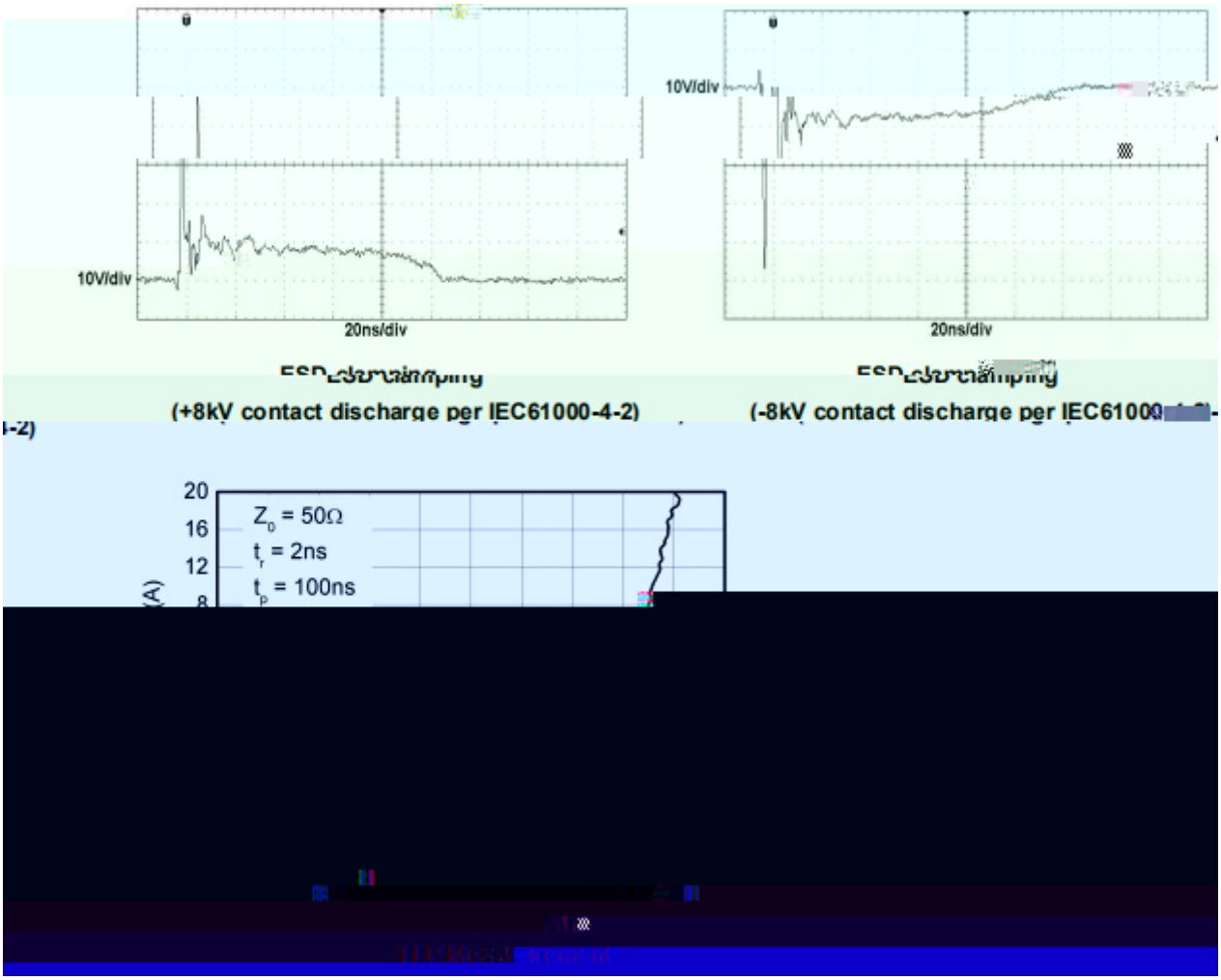

Package Dimensions



, M y / Marking Instructions

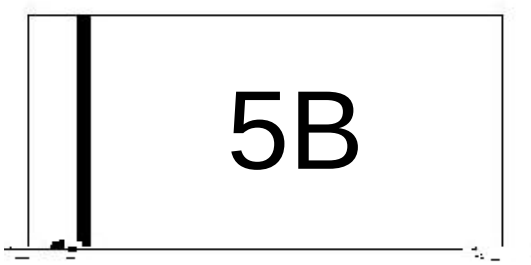

“ ¢ y

(y ” Z W A

Note y

5B y Pt Type Code

WD t ¢ (x /) / :KSVKXGZ[XK 6XULORK LUX /8 8KLRU] 9URJKXOTM 6

“ ¢ y				Nte			
1o ˜ ‰	150 ‰	180 - k	60 ‰	90 s	1.Pab	150 - 180	- , Tem	60 - 90 s
2o Q	245 r 5 - k	4 Ò	5 r 0.5 s	2.Pak	Tp 245	r 5 - , Dab	5 r 0.5 s
3o D N òi Ò	0 ,	2 ‰	10 - / s	3.	Cbg	Sp 2 - 10	- / s

´D /Cª p fl »] / Resistance to Soldering Heat Test Conditions

y 260 r 5 - y 10 r 1 s Tp 260 5 Tem 10 1 s

G P Æ / Packaging SPEC.

2 & x / REEL

Pakg Tp	Ub ;>ß ƒH					Dim ;>ß p . (n ˘ m ³)			
7>ß E	Units/Reel / ›-	Reels/Inner Box ›- /-	Units/Inner Box /-	Inner Boxes/Outer Box - /1ç	Units/Outer Box /1ç	Reel	Inner Box	Outer Box	1ç ¦EÎñ F5”„Žp”6 – Qº