/ Descriptions

TO-220F Ṃ Ṃ Ŀ N ǯ MOS ʃ ɷ̃ Ẕ ˥ N-CHANNEL MOSFET in a TO-220F Plastic Package.

/ Features

Ḩ ɔ U/Ḩ ɾ ɨ ɔ ḳ/Ầ ʉ ʍ ỷ ồ

Low gate charge, low crss, fast switching.

/ Applications

ɤ̃ ̂ ̂ ɤ ɪ ' GF2GF ɕ ̈Ω ⊃ ɪ ' Ầ ʉ

These devices are well suited for high efficiency switching DC/DC converters and switch mode power supplies.

/ Equivalent Circuit

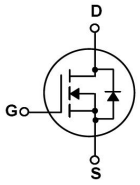

/ Pinning



PIN1 χ G PIN 2 χ D PIN 3 χ S

/ h_{FE} Classifications & Marking

ɗ ʍ ˥ ب ˝ See Marking Instructions.

v ̈Ω Parameter	ϒ N Symbol	̈Ω Ö Rating	D Ɥ Unit

/ Electrical Characteristic Curve

/ Package Dimensions



( ) / Temperature Profile for Dip Soldering(Pb-Free)



ب ˝ χ

1 ʃ ♬ □ ỷ 25 Ḱ 150 ɬ ı ̀H ʒ 60 Ḱ 90sec;

2 Š Ö □ ỷ 255 ° 5 ɬ ı ̀H ʒ ̀Y ʌ ɯ 5 ° 0.5sec;

3 ì ̇ ɿ ˛ ɔ ɯ ỷ ɯ 2 Ḱ 10 ɬ /sec.

Note:

1.Preheating:25~150 ɬ , Time:60~90sec.

2.Peak Temp.:255 ° 5 ɬ , Duration:5 ° 0.5sec.

3. Cooling Speed: 2~10 ɬ /sec.

/ Resistance to Soldering Heat Test Conditions

□ ỷ χ 270 ° 5 ɬ ̀H ʒ χ 10 ° 1 sec. Temp.:270±5 Time:10±1 sec

/ Packaging SPEC.

̈Ω̣ ʈ ɣ ɫ / BULK

Package Type 封装形式	Units 包装数量					Dimension 包装尺寸 (unit: mm^3)		
	只 袋	袋 盒	只 盒	盒 箱	只 箱	袋	盒	箱

˘ ˥ ɣ ɫ / TUBE

Package Type 封装形式	Units 包装数量					Dimension 包装尺寸 (unit: mm^3)		
	只 套管	套管 盒	只 盒	盒 箱	只 箱	套管	盒	箱

/ Notices