BRFL20N50

Rev.E Nov.-2017

DATA SHEET

/ Descriptions

TO-220FL Ṃ Ṃ Ŀ N ǰ MOS ʃ ɷ̃ Ẕ ˥ N-CHANNEL MOSFET in a TO-220FL Plastic Package.

/ Features

Ɥ ɔ я г ᵇ ɐ ʒ ɔ ḳ ṇ Ầ ʉ ʌ ỷ ồ

Low gate charge Low Crss Fast switching.

/ Applications

ɤ̃ ɤ ɷ̃ GF2GF ɕ Ώ ᵓ ı ' Ầ ʉ

These devices are well suited for high efficiency switch mode power supplies .

/ Equivalent Circuit

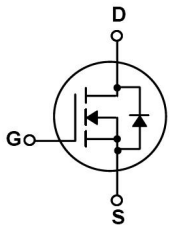

/ Pinning



PIN1 χ G PIN 2 χ D PIN 3 χ S

/ h_{FE} Classifications & Marking

ð м ˥ ب ˝ See Marking Instructions.

BRFL20N50

/ Electrical Characteristic Curve

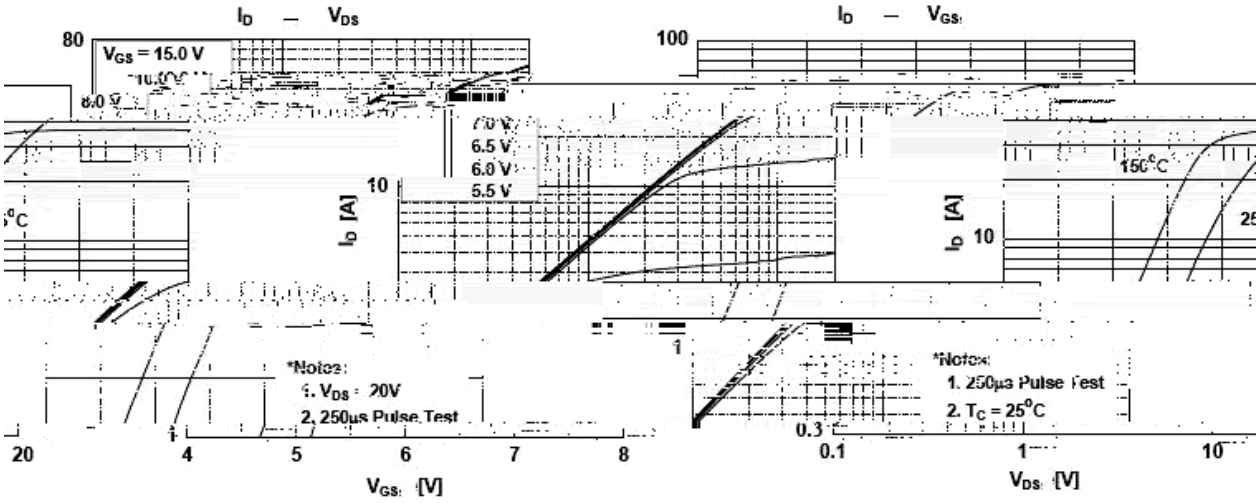

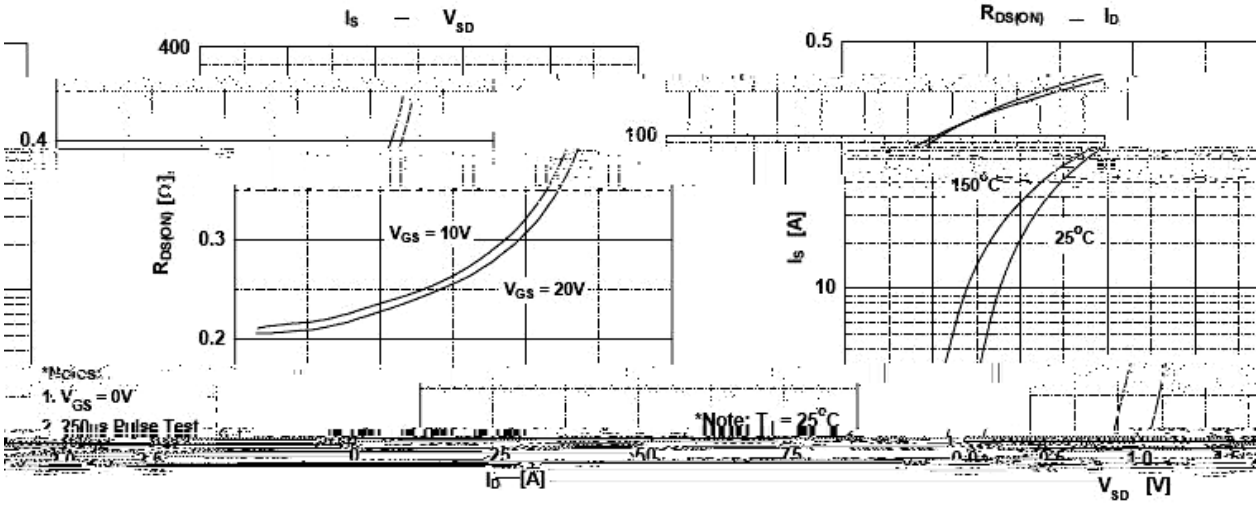

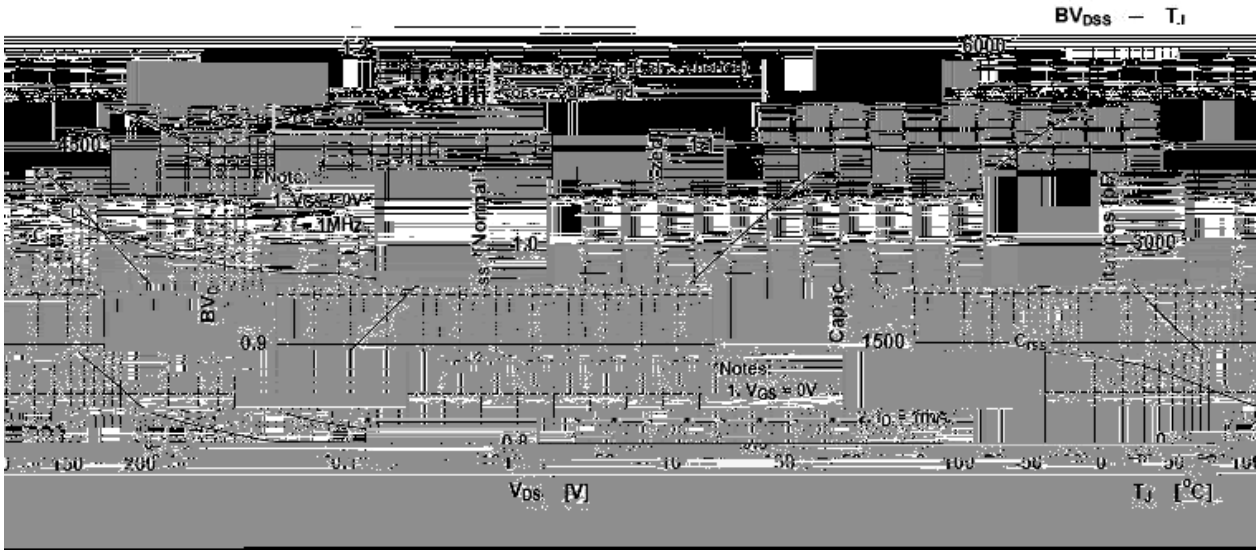

/ Package Dimensions



/ Marking Instructions



BR	
20N50	
****	

Note:

BR:	Company Code
20N50:	Product Type.
****:	Lot No. Code, code change with Lot No.

( ) / Temperature Profile for Dip Soldering(Pb-Free)



ب ˝ χ

1 ʃ ♬ □ ỷ 25 Ḱ 150 ɬ ı ̀H ڑ 60 Ḱ 90sec;

2 Š Ö □ ỷ 255 ° 5 ɬ ı ̀H ڑ ̀Y ⺈ ⺮ 5 ° 0.5sec;

3 ì ̇ ⺈ ˛ ɔ ھ ỷ ⺮ 2 Ḱ 10 ɬ /sec.

Note:

1.Preheating:25~150 ɬ , Time:60~90sec.

2.Peak Temp.:255 ° 5 ɬ , Duration:5 ° 0.5sec.

3. Cooling Speed: 2~10 ɬ /sec.

/ Resistance to Soldering Heat Test Conditions

□ ỷ χ 270 ° 5 ɬ ̀H ڑ χ 10 ° 1 sec. Temp.:270±5 Time:10±1 sec

/ Packaging SPEC.

˘ ˥ γ ⊢ / TUBE

Package Type 封装形式	Units 包装数量					Dimension 包装尺寸 (unit: mm^3)		
	只 套管	套管 盒	只 盒	盒 箱	只 箱	套管	盒	箱

/ Notices