/ Descriptions

WR06S Ṃ Ṃ Ŀ ʌ ɹ ɷ ǁ ǜ ɥ ˥

/ Features

Ḫ ǁ ɔ U * □ ỷ ˧ ̈Ǫ Ḫ ت ᵓ я ں U r K V ɾ β

/ Applications

ڱ ψ ʰ ψ ɭ ʰ ɔ̣ j ʒ Ă ɔ ◊

/ Equivalent Circuit

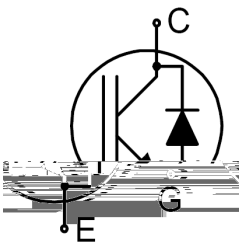

/ Pinning



X X X

/ h_{FE} Classifications & Marking

ð M ˥ ب ˝

Ĥ D	Θ̈ Ω̈	N ɬ	Ω̈ V

Ĥ D	Θ̈ ᶻ ṁ	Θ̈ ʒ ʒ	Θ̈ ṇ ṁ	ɿ ɬ ; ɭ	N ɬ	Ω̈ V

BRG20N120D

/ Marking Instructions



ب ˝ χ

EU= ⱶ ⱷ ᴎ Ⱬ

J53Q453G χ ⱶ ⱨ ᵝ ⱷ ᴺ

---- χ ⱶ ⱨ ⱨ ᵑ ᴺ Ⱬ ⱨ ⱶ ⱨ ⱨ ᵑ ᴺ ᴹ ᵖ

( ) / Temperature Profile for Dip Soldering(Pb-Free)



ب ˝ χ

ĺ ♬ □ ỷ Ḱ ɬ ı ̀H ɮ Ḱ ɬ

Š Ö □ ỷ ° ɬ ı ̀H ɮ ̀Y ʌ ⌘ ° ° ɬ °

ì ˙ ɣ ˛ ɔ ھ ỷ ⌘ Ḱ ɬ ɬ

/ Resistance to Soldering Heat Test Conditions

□ ỷ χ ° ɬ ̀H ɮ χ °

/ Packaging SPEC.

˛˛ ˥ γ ⊢

	Units/Tube /	Tubes/Inner Box /	Units/Inner Box /	Inner Boxes/Outer Box /	Units/Outer Box /	Tube	Inner Box	Outer Box
TO-3P	30	15	450	5	2250	497.5×46×8	555×164×50	575×290×180

/ Notices