TO-251 ṂṂ Ḷ N ێ MOS ʃ ᾧ̃ Ẕ ˥ N-CHANNEL MOSFET in a TO-251 Plastic Package.

Ḩ ɔ U/Ḩ ɾ ï ɔ ḳ/Ầ ʉ ھ ỷ ồ
Low gate charge, low crss, fast switching.

ᾶ̂ ᾶ̂ ᾶ ɪ ' GF2GF ᾳ̈Ω ᵓ ɪ ' Ầ ʉ
These devices are well suited for high efficiency switching DC/DC converters and switch mode power supplies.

v ̈Ω Parameter	ϟ N Symbol	̈Ω Ö Rating	D Ĥ Unit
Drain-Source Voltage	V_{DSS}	800	V

/ Electrical Characteristic Curve



/ Package Dimensions



/ Marking Instructions

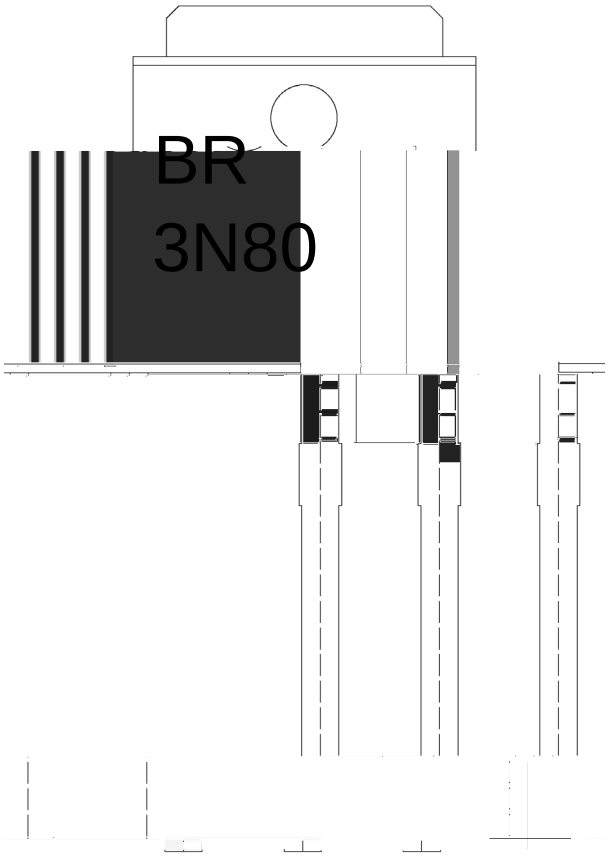

ب ˝ χ

BR χ	ѭ ʒ ᴵ ᴵ
6Q ; 3 χ	ѭ ʒ ᴺ ᴵ
- - - - χ	ѭ ɨ ɾ ŋ̋ ᴺ ᴵ ɪ ɐ ɨ ɾ ŋ̋ ᴺ ᴹ ᴾ

Note:

BR:	Company Code
3N80:	Product Type.
****:	Lot No. Code, code change with Lot No.

( ) / Temperature Profile for Dip Soldering(Pb-Free)



ب ˝ χ

1 ƚ ♬ □ ỷ 25 Ḱ 150 ɬ ı `H ڑ 60 Ḱ 90sec;

2 Š Ö □ ỷ 255 ° 5 ɬ ı `H ڑ ˋY ⺈ ⿱ 5 ° 0.5sec;

3 ì ˙ ⺈ ˛ ɔ ھ ỷ ⿱ 2 Ḱ 10 ɬ /sec.

Note:

1.Preheating:25~150 ɬ , Time:60~90sec.

2.Peak Temp.:255 ° 5 ɬ , Duration:5 ° 0.5sec.

3. Cooling Speed: 2~10 ɬ /sec.

/ Resistance to Soldering Heat Test Conditions

□ ỷ χ 270 ° 5 ɬ `H ڑ χ 10 ° 1 sec. Temp.:270±5 Time:10±1 sec

/ Packaging SPEC.

ˋΩ ţ ɣ ŁŁ / BULK

Package Type 封⺈形式	Units 包⺈					Dimension 包⺈尺寸 (unit: mm³)		
	只袋	袋	只		只	袋		

˘ ˥ ɣ ŁŁ / TUBE