## -ˇYت / Descriptions

TO-251 N MOS N-CHANNEL MOSFET in a TO-251 Plastic Package.

## ◕ È / Features

, ,

Low gate charge, low crss, fast switching, HF Product.

## ४ ي / Applications

DC/DC

These devices are well suited for high efficiency switching DC/DC converters and switch mode power supplies.

## Л ف ̃ ą̃ ≠ ع / Equivalent Circuit

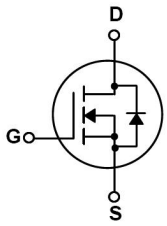


## ã ⅄ ʊ̃ / Pinning

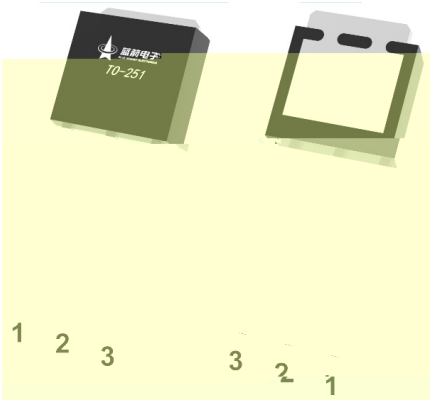


PIN1 G PIN 2 D PIN 3 S

## ŁL ʜ ɑ̀ / Marking

See Marking Instructions.

| Parameter | Symbol | Rating | Unit |
|---|---|---|---|
| Drain-Source Voltage | $V_{DSS}$ | 650 | V |
| Drain Current | $I_D$(Tc=25 ) | 7.0 | A |
| Drain Current | $I_D$(Tc=100 ) | 4.4 | A |
| Drain Current - Pulsed | $I_{DM}$ | 28 | A |
| Gate-Source Voltage | $V_{GS}$ | ±30 | V |
| Single Pulsed Avalanche Energy | $E_{AS}$ | 230 | mJ |
| Repetitive Avalanche Energy | $E_{AR}$ | 14.7 | mJ |
| Avalanche Current | I | | |

## ƒ Ã Ã E ¥ ƒ / Electrical Characteristic Curve

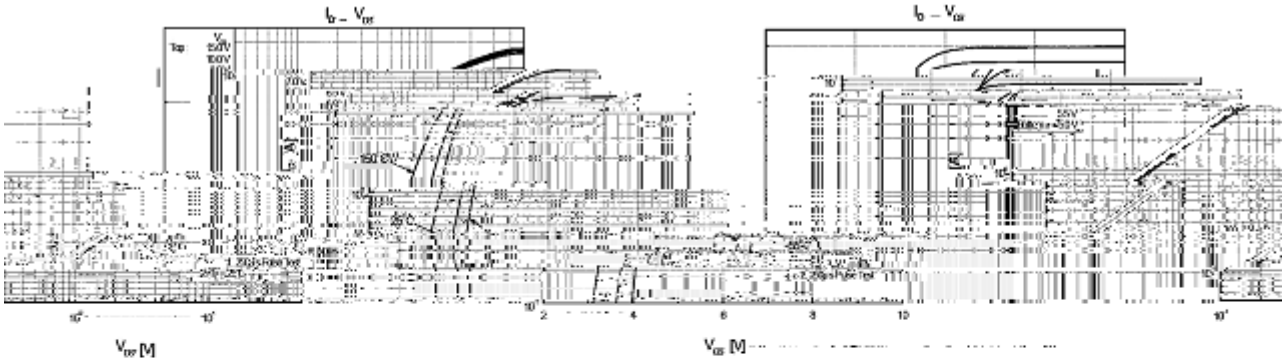



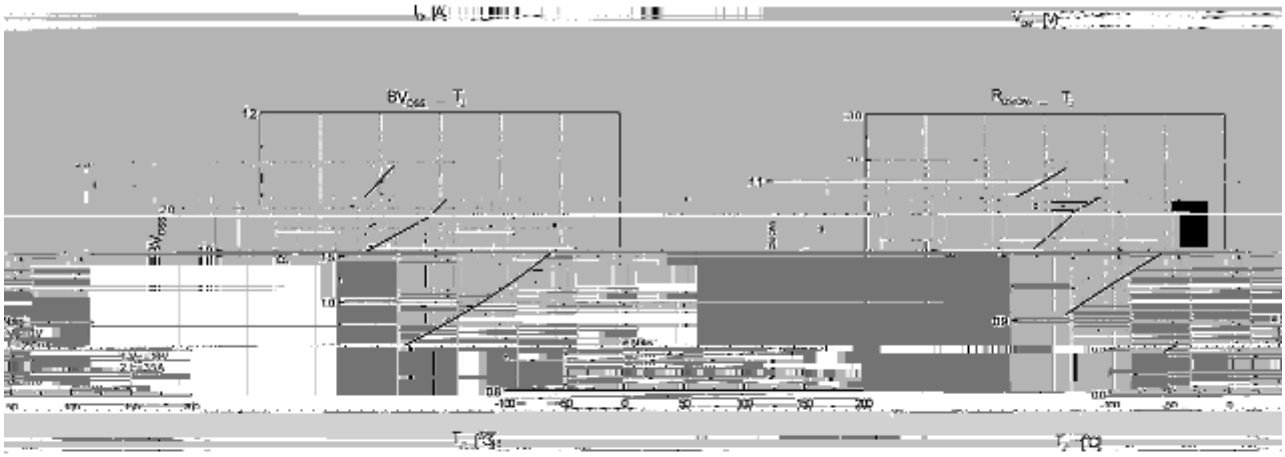

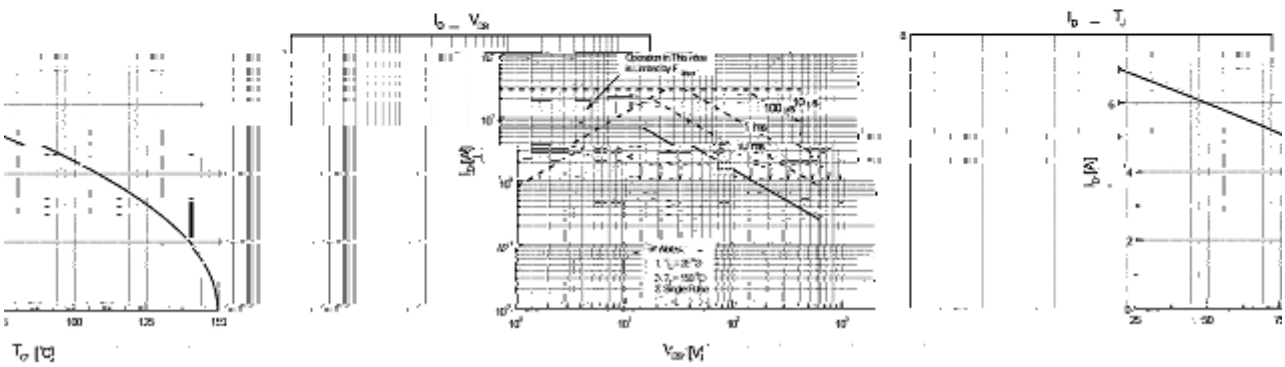

## ᵘ Ė Ồ Ļ ƒ / Package Dimensions



## Ł. Ł Ω / Marking Instructions

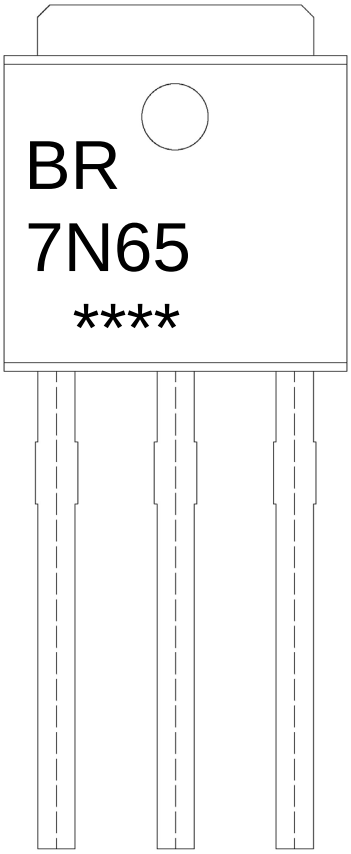


BR

7N65

****

Note:

| | |
|---|---|
| BR: | Company Code |
| 7N65: | Product Type |
| ****: | Lot No. Code, code change with Lot No |